

# Schroders

## Schroder International Selection Fund US Smaller Companies

A Accumulation USD | Data as at 28.02.2021

### Important Information

The fund invests primarily in equity and equity related securities of small-sized US companies.

- The fund invests in equity would subject to equity investment risk.
- The fund invests in concentrated region/sector and subjects to higher level of risks than a fund investing in a more diversified portfolio/strategy.
- The fund may invest in smaller companies which are relatively less liquid and more volatile than larger companies.
- The fund may use derivatives to meet its investment objective. Derivatives exposure may involve higher counterparty, liquidity and valuation risks. In adverse situations, the fund may suffer significant losses from their derivative usage for hedging.
- For share classes with a general dividend policy, expenses will be paid out of capital rather than out of gross income. The amount of distributable income therefore increases and the amount so increased may be considered to be dividend paid out of capital. Share classes with a fixed dividend policy may pay out both income and capital in distributions. Where distributions are paid out of capital, this amounts to a return or withdrawal of part of your original investment or capital gains attributable to that and may result in an immediate decrease in the net asset value of shares.

You should not make any investment decision solely based on this document. Please read the relevant offering document carefully for further fund details including risk factors.

### Investment Objectives

The fund aims to provide capital growth by investing in equity and equity related securities of small-sized US companies.

### Share class performance (Cumulative)

Performance (%)	1 month	3 months	6 months	YTD	1 year	3 years	5 years	10 years
<b>Fund</b>	8.0	18.5	32.3	11.6	38.7	39.7	94.0	160.4
<b>Benchmark</b>	6.2	21.2	41.7	11.6	51.0	51.6	128.0	206.7

Annual Performance (%)	2016	2017	2018	2019	2020
<b>Fund</b>	17.0	13.3	-12.2	30.4	7.2
<b>Benchmark</b>	21.3	14.6	-11.0	25.5	20.0

### Performance over 5 years (%)



Source: Morningstar, NAV to NAV, net income reinvested, net of fees, based on Schroder International Selection Fund US Smaller Companies A Accumulation USD Units, USD. Some performance differences between the fund and the benchmark may arise as the benchmark returns are not adjusted for non-dealing days of the fund. The Fund size quoted includes all classes of the Fund. Investment involves risks. Price of units may go down as well as up. Past performance is not indicative of future performance. Please refer to the relevant offering documents for fund details including risk factors. This material is issued by Schroder Investment Management (Hong Kong) Limited and has not been reviewed by the SFC. Performance is calculated from the share class's since launch date (17.01.2000). Schroder International Selection Fund is referred to as Schroder ISF.

### Fund literature



Download the offering documents here

### Fund facts

<b>Fund manager</b>	Robert Kaynor
<b>Fund launch date</b>	20.07.1989
<b>Fund base currency</b>	USD
<b>Fund size (Million)</b>	USD 380.79
<b>Number of holdings</b>	110
<b>Benchmark</b>	Russell 2000 TR USD
<b>Unit NAV</b>	USD 210.5854
<b>Hi/Lo (past 12 mths)</b>	USD 216.1759 / USD 102.9438
<b>Annualized Return (3Y)</b>	11.78%


### Fees & expenses

<b>Initial charge up to</b>	5.00%
<b>Annual management fee</b>	1.5%
<b>Redemption fee</b>	0.00%

### Codes

<b>ISIN</b>	LU0106261612
<b>Bloomberg</b>	SCHUSSA LX
<b>Reuters code</b>	LU0106261612.LUF

### Ratings and accreditation



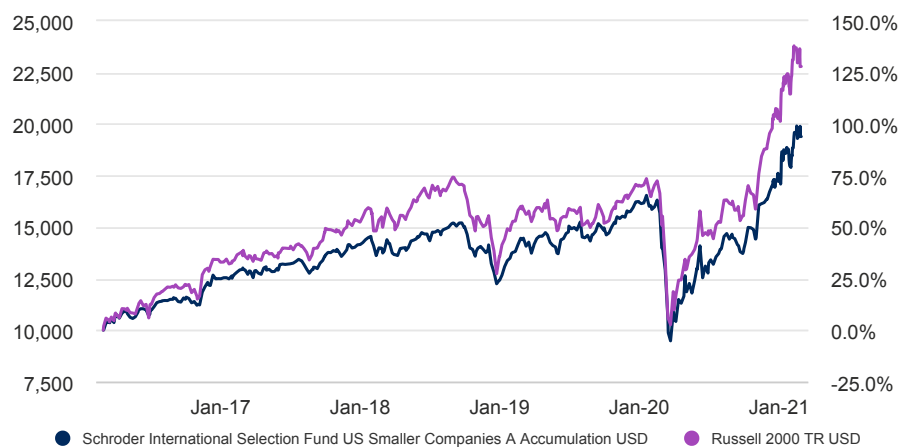
Please refer to the Important information section for the disclosure. The above are external ratings and the internal ESG accreditation.

# Schroders

## Schroder International Selection Fund US Smaller Companies

A Accumulation USD | Data as at 28.02.2021

### Return of USD 10,000



**Past Performance is not a guide to future performance and may not be repeated. The value of investments and the income from them may go down as well as up and investors may not get back the amounts originally invested. Exchange rate changes may cause the value of any overseas investments to rise or fall.**

The chart is for illustrative purposes only and does not reflect an actual return on any investment.

Returns are calculated NAV to NAV (which means performance does not include the effect of any initial charges), net income reinvested, net of fees.

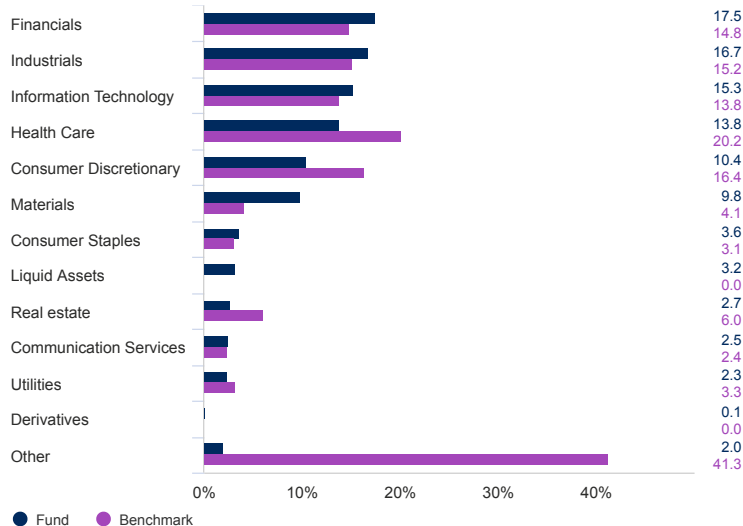
### Risk statistics & financial ratios

	Fund	Benchmark
<b>Annual volatility (%) (3y)</b>	25.0	25.7
<b>Alpha (%) (3y)</b>	-1.8	-
<b>Beta (3y)</b>	0.9	-
<b>Sharpe ratio (3y)</b>	0.5	0.6
<b>Information ratio (3y)</b>	-0.4	-
<b>Price to book</b>	2.5	-
<b>Price to earnings</b>	28.6	-
<b>Predicted Tracking error (%)</b>	5.9	-

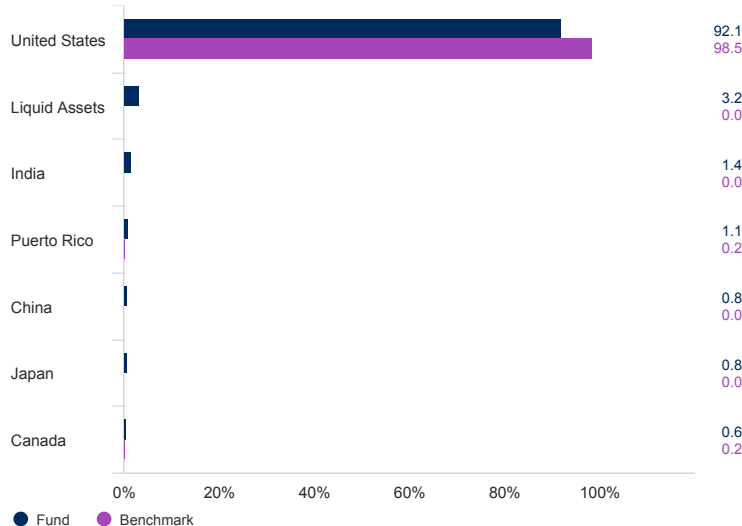
Source: Morningstar, and Schroders for the Predicted tracking error. The above ratios are based on NAV to NAV price based performance data. These financial ratios refer to the average of the equity holdings contained in the fund's portfolio and in the benchmark (if mentioned) respectively.

### Asset allocation

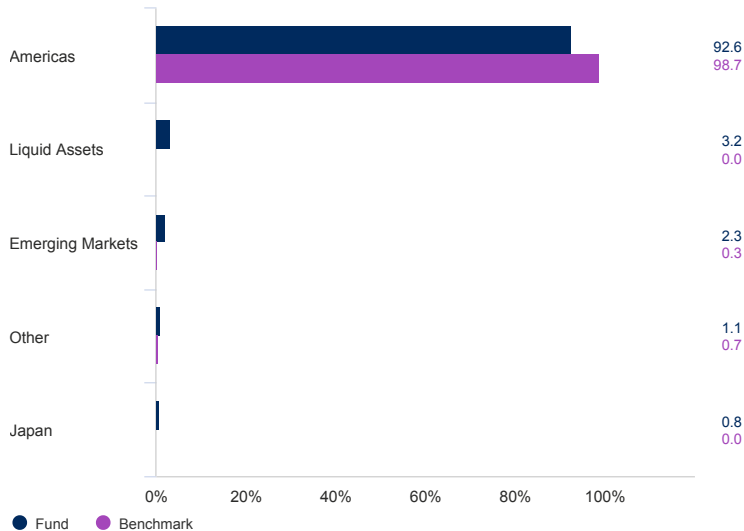
#### Sector (%)



#### Geographical Breakdown (%)



### Region (%)



### Top 10 holdings (%)

Holding name	%
ASGN Inc	2.0
Syneos Health Inc	1.8
Valmont Industries Inc	1.6
Envista Holdings Corp	1.5
WNS Holdings Ltd	1.4
ON Semiconductor Corp	1.4
ICU Medical Inc	1.4
Skyline Champion Corp	1.4
Univar Solutions Inc	1.4
Asbury Automotive Group Inc	1.3

Source: Schroders.

Percentages of allocation may not sum up to 100% due to rounding issue. Derivatives are displayed on the notional basis of the underlying exposure where possible. Due to the different treatment of derivative types, the allocation to Liquid Assets may vary between each chart.

### Share class available

	A Accumulation USD	A Distribution USD
<b>Distribution Policy</b>	No Distribution	Annually Variable
<b>ISIN</b>	LU0106261612	LU0012050646
<b>Bloomberg</b>	SCHUSSA LX	SCHUSSI LX

### Important information

\* Morningstar Rating as at 28.02.2021: © Morningstar 2021. All Rights Reserved. The information contained herein: (1) is proprietary to Morningstar and/or its content providers; (2) may not be copied or distributed; and (3) is not warranted to be accurate, complete or timely. Neither Morningstar nor its content providers are responsible for any damages or losses arising from any use of this information. Past performance is no guarantee of future results.

#### \*\* Sustainability Accreditation

Our Schroders Sustainability Accreditation aims to help investors distinguish how we consider Environmental, Social and Governance (“ESG”) factors across our products.

This fund has been awarded an Integrated accreditation. ESG factors are embedded into the investment process and can be clearly evidenced. There is a strong commitment to stewardship and company engagement.