

# Schroders

## Schroder International Selection Fund Global Emerging Market Opportunities

A Accumulation USD | Data as at 31.01.2020

### Important Information

The fund invests in equity and equity related securities of emerging markets.

- The fund invests in debt securities which may be subject to interest rate, credit and counterparty risks.
- The fund may invest in emerging markets which are subject to political and economic, legal and regulatory, market and settlement, execution and counterparty and currency risks.
- The fund may use derivatives to meet its investment objective but does not intend to use derivatives extensively for investment purposes. Derivatives exposure may involve higher counterparty, liquidity and valuation risks. In adverse situations, the fund may suffer significant losses from their derivative usage for hedging.
- For share classes with a general dividend policy, expenses will be paid out of capital rather than out of gross income. The amount of distributable income therefore increases and the amount so increased may be considered to be dividend paid out of capital. Share classes with a fixed dividend policy may pay out both income and capital in distributions. Where distributions are paid out of capital, this amounts to a return or withdrawal of part of your original investment or capital gains attributable to that and may result in an immediate decrease in the net asset value of shares.

You should not make any investment decision solely based on this document. Please read the relevant offering document carefully for further fund details including risk factors.

### Investment Objectives

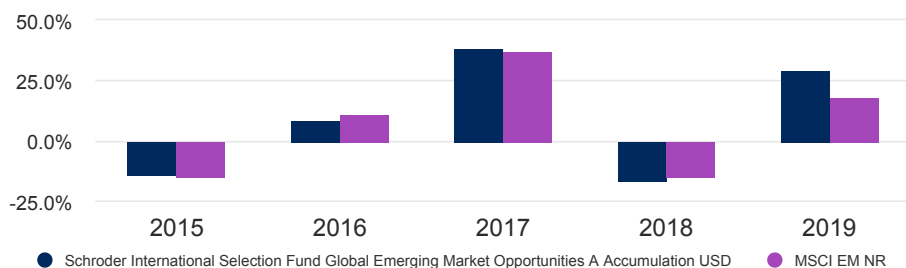
The fund aims to provide capital growth and income by investing in equity and equity related securities of companies in emerging market countries worldwide.

### Share class performance (Cumulative)

Performance (%)	1 month	3 months	6 months	YTD	1 year	3 years	5 years	10 years
<b>Fund</b>	-3.0	5.5	5.3	-3.0	14.8	38.5	36.7	43.2
<b>Benchmark</b>	-4.7	2.3	3.4	-4.7	3.8	25.5	24.5	44.9

Annual Performance (%)	2015	2016	2017	2018	2019
<b>Fund</b>	-13.9	8.6	38.6	-16.4	29.8
<b>Benchmark</b>	-14.9	11.2	37.3	-14.6	18.4

### Performance over 5 years (%)



Source: Morningstar, NAV to NAV, net income reinvested, net of fees, based on Schroder International Selection Fund Global Emerging Market Opportunities A Accumulation USD Units, USD. Schroder International Selection Fund is referred to as Schroder ISF. Fund investment objective and policy effective 02.04.2012. Prior to 02.04.2012, the objective was to provide capital growth primarily through investment in equity and fixed income securities of a universe of emerging market countries worldwide, included but not limited to constituents of MSCI Emerging Markets Index and JP Morgan EMBI Global Diversified Index. The Fund size quoted includes all classes of the Fund. Investment involves risks. Price of units may go down as well as up. Past performance is not indicative of future performance. Please refer to the relevant offering documents for fund details including risk factors. This material is issued by Schroder Investment Management (Hong Kong) Limited and has not been reviewed by the SFC. Performance is calculated from the share class's since launch date (19.01.2007).

### Fund facts

<b>Fund manager</b>	Nicholas Field ; Tom Wilson
<b>Fund launch date</b>	19.01.2007
<b>Fund base currency</b>	USD
<b>Fund size (Million)</b>	USD 1,684.48
<b>Number of holdings</b>	64
<b>Benchmark</b>	MSCI EM NR
<b>Unit NAV</b>	USD 18.4644
<b>Hi/Lo (past 12 mths)</b>	USD 19.8303 / USD 15.5674
<b>Annualized Return (3Y)</b>	11.46%


### Fees & expenses

<b>Initial charge up to</b>	5.00%
<b>Annual management fee</b>	1.5%

### Codes

<b>ISIN</b>	LU0269904917
<b>Bloomberg</b>	SCGMOAA LX
<b>Reuters</b>	LU0269904917.LUF

### Ratings and accreditation



Please refer to the Important information section for the disclosure. The above are external ratings and the internal ESG accreditation.

# Schroders Schroder International Selection Fund Global Emerging Market Opportunities

A Accumulation USD | Data as at 31.01.2020

## Return of USD 10,000



**Past Performance is not a guide to future performance and may not be repeated.**

**The value of investments and the income from them may go down as well as up and investors may not get back the amounts originally invested. Exchange rate changes may cause the value of any overseas investments to rise or fall.**

The chart is for illustrative purposes only and does not reflect an actual return on any investment.

Returns are calculated NAV to NAV (which means performance does not include the effect of any initial charges), net income reinvested, net of fees.

## Risk statistics & financial ratios

	Fund	Benchmark
<b>Annual volatility (%) (3y)</b>	14.2	14.5
<b>Alpha (%) (3y)</b>	3.7	-
<b>Beta (3y)</b>	0.9	-
<b>Sharpe ratio (3y)</b>	0.7	0.5
<b>Price to book</b>	1.6	-
<b>Price to earnings</b>	12.5	-

Source: Morningstar. The above ratios are based on NAV to NAV price based performance data. These financial ratios refer to the average of the equity holdings contained in the fund's portfolio and in the benchmark (if mentioned) respectively.

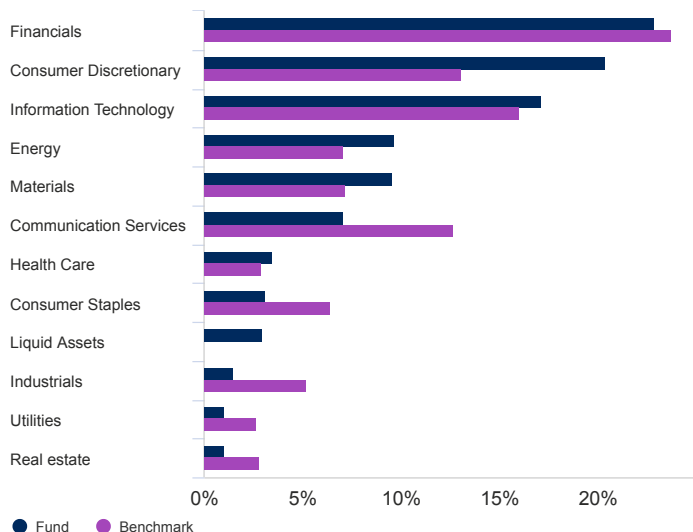
# Schroders

## Schroder International Selection Fund Global Emerging Market Opportunities

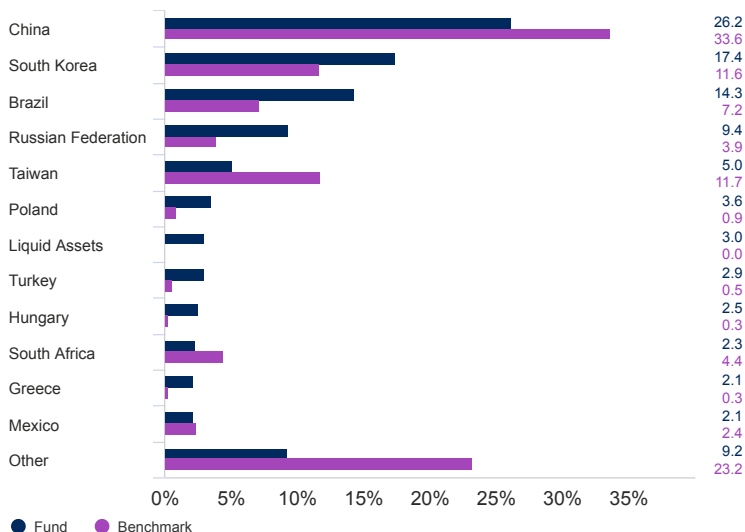
A Accumulation USD | Data as at 31.01.2020

### Asset allocation

#### Sector (%)



#### Geographical Breakdown (%)



#### Top 10 holdings (%)

Rank	Holding name	%
1	Samsung Electronics Co Ltd	6.7
2	Alibaba Group Holding Ltd	6.2
3	Taiwan Semiconductor Manufacturing Co Ltd	4.9
4	Tencent Holdings Ltd	4.7
5	Ping An Insurance Group Co of China Ltd	3.1
6	Sberbank of Russia PJSC	2.7
7	Petroleo Brasileiro SA	2.5
8	Samsung SDI Co Ltd	2.4
9	Naspers Ltd	2.3
10	JD.com Inc	2.3

Source: Schroders.

#### Share class available

	A Accumulation USD	A Distribution USD
<b>Distribution Policy</b>	No Distribution	Annually Variable
<b>ISIN</b>	LU0269904917	LU0509642566
<b>Bloomberg</b>	SCGMOAA LX	SCGEMAU LX

#### Important information

\* Morningstar Rating as at 31.01.2020: © Morningstar 2020. All Rights Reserved. The information contained herein: (1) is proprietary to Morningstar and/or its content providers; (2) may not be copied or distributed; and (3) is not warranted to be accurate, complete or timely. Neither Morningstar nor its content providers are responsible for any damages or losses arising from any use of this information. Past performance is no guarantee of future results.

#### \*\* Sustainability Accreditation

Our Schroders Sustainability Accreditation aims to help investors distinguish how we consider Environmental, Social and Governance ("ESG") factors across our products.

This fund has been awarded an Integrated accreditation. ESG factors are embedded into the investment process and can be clearly evidenced. There is a strong commitment to stewardship and company engagement.



Download the offering documents here  
Learn more about Schroders' funds visit: [schroders.com.hk](https://www.schroders.com.hk)