

Schroders Schroder International Selection Fund Global Emerging Market Opportunities

A Accumulation USD | Data as at 30.09.2022

Important Information

The fund invests in equity and equity related securities of companies in emerging market.

- The fund invests in equity would subject to equity investment risk.
- The fund invests in debt securities which may be subject to interest rate, credit and counterparty risks and credit rating risk, etc. .
- The fund may invest in emerging markets and concentrated region and subject to ownership and custody risks, political and economic risks, market and settlement risks, etc. .
- The fund may use derivatives to meet its investment objective. Derivatives exposure may involve higher counterparty, liquidity and valuation risks. In adverse situations, the fund may suffer significant losses from their derivative usage for hedging.
- For share classes with a general dividend policy, expenses will be paid out of capital rather than out of gross income. The amount of distributable income therefore increases and the amount so increased may be considered to be dividend paid out of capital. Share classes with a fixed dividend policy may pay out both income and capital in distributions. Where distributions are paid out of capital, this amounts to a return or withdrawal of part of your original investment or capital gains attributable to that and may result in an immediate decrease in the net asset value of shares.

You should not make any investment decision solely based on this document. Please read the relevant offering document carefully for further fund details including risk factors.

Investment Objectives

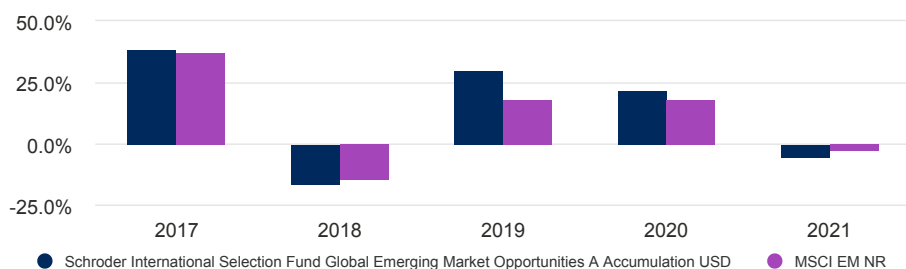
The Fund aims to provide capital growth and income in excess of the MSCI Emerging Markets (Net TR) index after fees have been deducted over a three to five year period by investing in equity and equity related securities of companies in emerging market countries worldwide.

Share class performance (Cumulative)

Performance (%)	1 month	3 months	6 months	YTD	1 year	3 years	5 years	10 years
Fund	-12.7	-11.7	-24.7	-31.2	-34.7	-10.7	-8.9	18.7
Target	-11.7	-11.6	-21.7	-27.2	-28.1	-6.1	-8.7	11.0

Annual Performance (%)	2017	2018	2019	2020	2021
Fund	38.6	-16.4	29.8	21.6	-4.9
Target	37.3	-14.6	18.4	18.3	-2.5

Performance over 5 years (%)



Source: Morningstar, NAV to NAV, net income reinvested, net of fees, based on Schroder International Selection Fund Global Emerging Market Opportunities A Accumulation USD Units, USD. Some performance differences between the fund and the benchmark may arise as the benchmark returns are not adjusted for non-dealing days of the fund. Schroder International Selection Fund is referred to as Schroder ISF. Fund investment objective and policy effective 02.04.2012. Prior to 02.04.2012, the objective was to provide capital growth primarily through investment in equity and fixed income securities of a universe of emerging market countries worldwide, included but not limited to constituents of MSCI Emerging Markets Index and JP Morgan EMBI Global Diversified Index. The Fund size quoted includes all classes of the Fund. Investment involves risks. Price of units may go down as well as up. Past performance is not indicative of future performance. Please refer to the relevant offering documents for fund details including risk factors. This material is issued by Schroder Investment Management (Hong Kong) Limited and has not been reviewed by the SFC. Performance is calculated from the share class's since launch date (19.01.2007). The names of the target and comparator(s) benchmarks may be displayed in abbreviation format, please refer to the Benchmark and corporate action information section for the full benchmark names.

Fund literature



Download the offering documents and investor notice here

Ratings and accreditation



Please refer to the Source and ratings information section for details on the icons shown above.

Fund facts

Fund manager	Nicholas Field Tom Wilson
Fund launch date	19.01.2007
Fund base currency	USD
Fund size (Million)	USD 1,309.91
Number of holdings	58
Target	MSCI EM NR
Unit NAV	USD 15.1459
Hi/Lo (past 12 mths)	USD 24.0681 / USD 15.1459
Annualized Return (3Y)	-3.71%

Fees & expenses

Initial charge up to	5.00%
Annual management fee	1.500%
Redemption fee	0.00%

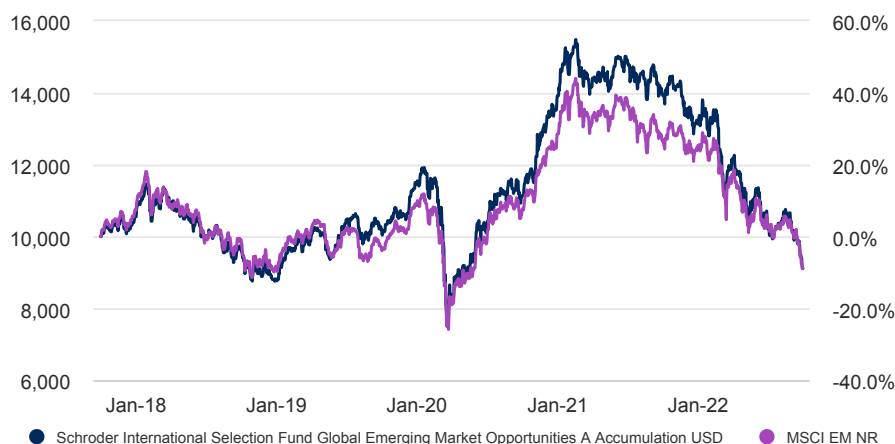
Codes

ISIN	LU0269904917
Bloomberg	SCGMOAA LX
Reuters code	LU0269904917.LUF

Schroders Schroder International Selection Fund Global Emerging Market Opportunities

A Accumulation USD | Data as at 30.09.2022

Return of USD 10,000



Past Performance is not a guide to future performance and may not be repeated. The value of investments and the income from them may go down as well as up and investors may not get back the amounts originally invested. Exchange rate changes may cause the value of any overseas investments to rise or fall.

The chart is for illustrative purposes only and does not reflect an actual return on any investment.

Returns are calculated NAV to NAV (which means performance does not include the effect of any initial charges), net income reinvested, net of fees.

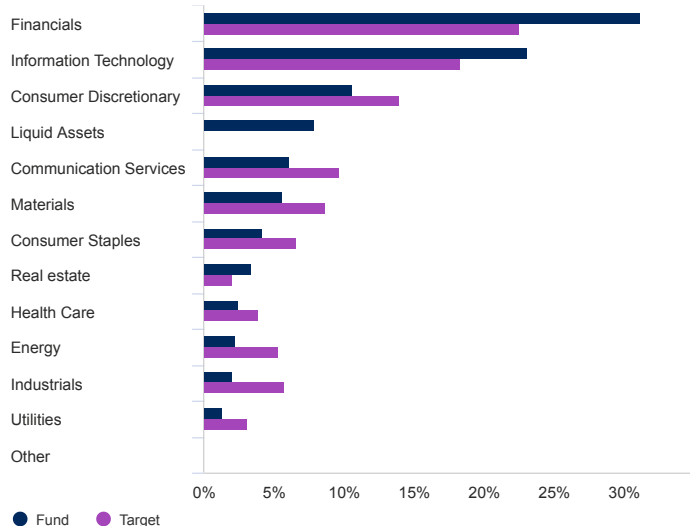
Risk statistics & financial ratios

	Fund	Target
Annual volatility (%) (3y)	22.1	19.2
Alpha (%) (3y)	-1.0	-
Beta (3y)	1.1	-
Sharpe ratio (3y)	-0.1	-0.0
Information ratio (3y)	-0.3	-
Price to book	1.5	-
Price to earnings	9.1	-
Predicted Tracking error (%)	4.3	-

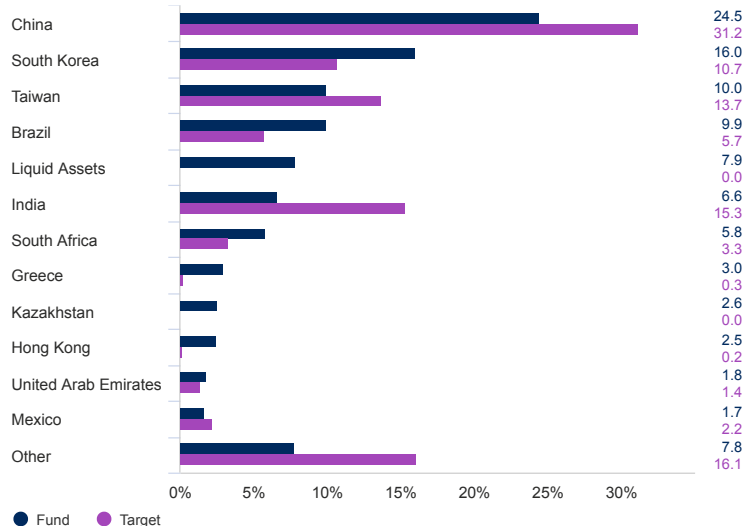
Source: Morningstar, and Schroders for the Predicted tracking error. The above ratios are based on NAV to NAV price based performance data. These financial ratios refer to the average of the equity holdings contained in the fund's portfolio and in the benchmark (if mentioned) respectively.

Asset allocation

Sector (%)



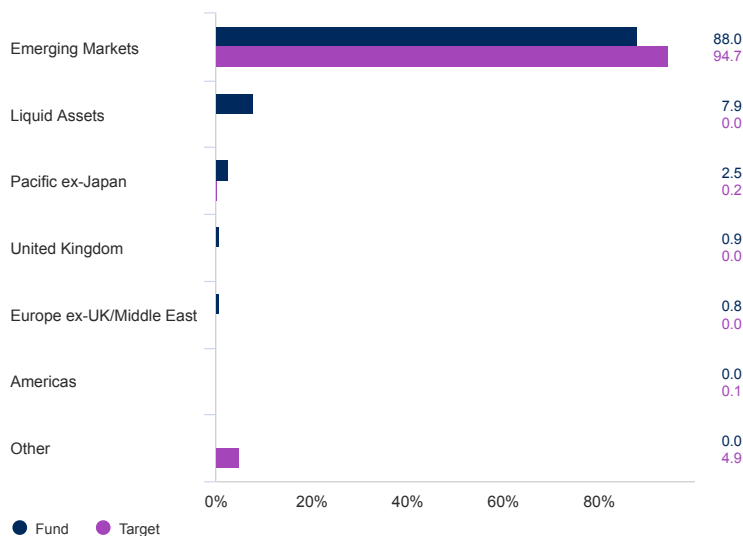
Geographical breakdown (%)



Schroders Schroder International Selection Fund Global Emerging Market Opportunities

A Accumulation USD | Data as at 30.09.2022

Region (%)



Top 10 holdings (%)

Holding name	%
Taiwan Semiconductor Manufacturing Co Ltd	8.2
Tencent Holdings Ltd	6.1
Samsung Electronics Co Ltd	5.5
Itau Unibanco Holding SA	3.3
JD.com Inc	3.1
HDFC Bank Ltd	3.1
AIA Group Ltd	2.5
China Mengniu Dairy Co Ltd	2.4
Samsung SDI Co Ltd	2.3
China Pacific Insurance Group Co Ltd	2.3

Source: Schroders.

Percentages of allocation may not sum up to 100% due to rounding issue. Derivatives are displayed on the notional basis of the underlying exposure where possible. Due to the different treatment of derivative types, the allocation to Liquid Assets may vary between each chart.

Share class available

	A Accumulation USD	A Distribution USD
Distribution Policy	No Distribution	Annually Variable
ISIN	LU0269904917	LU0509642566
Bloomberg	SCGMOAA LX	SCGEMAU LX

Benchmark and corporate action information

The fund's performance should be assessed against its target benchmark being to exceed the MSCI Emerging Markets (Net TR) index. The fund's investment universe is expected to overlap materially, directly or indirectly, with the components of the target benchmark. The investment manager invests on a discretionary basis and there are no restrictions on the extent to which the fund's portfolio and performance may deviate from the target benchmark. The investment manager will invest in companies or sectors not included in the target benchmark in order to take advantage of specific investment opportunities. The target benchmark has been selected because it is representative of the type of investments in which the fund is likely to invest and it is, therefore, an appropriate target in relation to the return that the fund aims to provide. With effect from 30.03.2022, the Chinese name of the Fund has been changed. The benchmark(s) does/do not take into account the environmental and social characteristics or sustainable objective (as relevant) of the Fund.

The Fund has environmental and/or social characteristics (within the meaning of Article 8 SFDR).

Important information

The fund has environmental and/or social characteristics within the meaning of Article 8 of Regulation (EU) 2019/2088 on Sustainability-related Disclosures in the Financial Services Sector (the "SFDR"). For information on sustainability-related aspects of this fund please go to www.schroders.com

Morningstar Rating as at 30.09.2022: © Morningstar 2022. All Rights Reserved. The information contained herein: (1) is proprietary to Morningstar and/or its content providers; (2) may not be copied or distributed; and (3) is not warranted to be accurate, complete or timely. Neither Morningstar nor its content providers are responsible for any damages or losses arising from any use of this information. Past performance is no guarantee of future results.