

# Schroders

## Schroder International Selection Fund Asian Bond Total Return

A Accumulation USD | Data as at 30.06.2023

### Important Information

The fund invests primarily in fixed and floating rate securities issued in Asia.

- The fund invests in debt securities which may be subject to interest rate, credit and counterparty risks and risk relating to below investment grade and unrated debt securities, etc.
  - The fund invests in the emerging markets and PRC and may be subject to political and economic risks, legal and regulatory risks, liquidity and volatility risks, etc. .
  - There is no assurance of the RQFII status and RQFII quota and may be subject to the risk regarding application of RQFII rules, repatriation and liquidity risks, cash deposited with China custodian and PRC brokerage risk.
  - Investment in sovereign debt obligations which may expose the fund to political, social and economic risks. The fund may suffer significant losses upon defaults by government entities.
  - For share classes with a general dividend policy, expenses will be paid out of capital rather than out of gross income. The amount of distributable income therefore increases and the amount so increased may be considered to be dividend paid out of capital. Share classes with a fixed dividend policy may pay out both income and capital in distributions. Where distributions are paid out of capital, this amounts to a return or withdrawal of part of your original investment or capital gains attributable to that and may result in an immediate decrease in the net asset value of shares.
  - The fund may use derivatives to meet its investment objective. Derivatives exposure may involve higher counterparty, liquidity and valuation risks. In adverse situations, the fund may suffer significant losses from their derivative usage for hedging.
- You should not make any investment decision solely based on this document. Please read the relevant offering document carefully for further fund details including risk factors.

### Investment Objectives

The Fund aims to provide capital growth and income by investing in fixed and floating rate securities issued by governments, government agencies, supra-nationals and companies in Asia.

# Schroders

## Schroder International Selection Fund Asian Bond Total Return

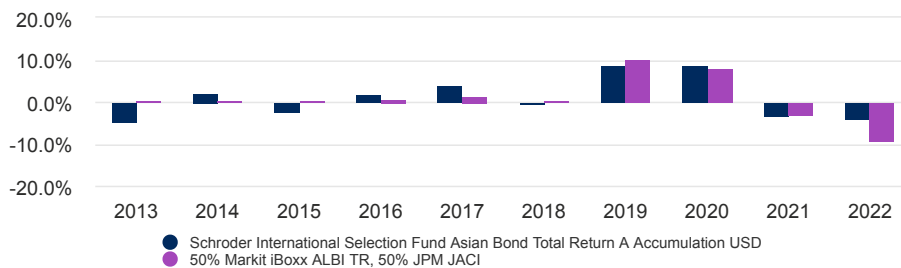
A Accumulation USD | Data as at 30.06.2023

### Share class performance (Cumulative)

Performance (%)	1 month	3 months	6 months	YTD	1 year	3 years	5 years	10 years
<b>Fund</b>	0.7	1.1	2.4	2.4	3.6	3.0	15.3	16.8
<b>Comparator</b>	-0.2	-0.8	2.1	2.1	2.9	-4.5	9.8	10.7

Annual Performance (%)	2018	2019	2020	2021	2022
<b>Fund</b>	-0.5	8.8	8.6	-3.3	-3.9
<b>Comparator</b>	0.5	10.2	8.0	-2.8	-9.2

### Performance over 10 years (%)



Source: Morningstar, NAV to NAV, net income reinvested, net of fees, based on Schroder International Selection Fund Asian Bond Total Return A Accumulation USD Units, USD. Some performance differences between the fund and the benchmark may arise as the benchmark returns are not adjusted for non-dealing days of the fund. Schroder International Selection Fund is referred to as Schroder ISF. Effective 01.08.2010, the English name of the Fund has been changed to Schroder ISF Asian Bond Absolute Return and to Schroder ISF Asian Bond Total Return effective from 01.03.2018, the Fund objective has been clarified accordingly for both changes. The benchmark has been changed from Citi US Treasury / Agency TR to USD Libor 3mo (Compounded) on 01.12.2011, and to 50% Markit iBoxx Asian Local Currency + 50% JP Morgan Asian Credit on 01.03.2018. The full track record of the previous indices have been kept and chain linked to the new one. The Fund size quoted includes all classes of the Fund. Investment involves risks. Price of units may go down as well as up. Past performance is not indicative of future performance. Please refer to the relevant offering documents for fund details including risk factors. This material is issued by Schroder Investment Management (Hong Kong) Limited and has not been reviewed by the SFC. Performance is calculated from the share class's since launch date (17.01.2000). The names of the target and comparator(s) benchmarks may be displayed in abbreviation format, please refer to the Benchmark and corporate action information section for the full benchmark names.

### Fund literature



Download the offering documents and investor notice here

### Ratings and accreditation



Please refer to the Source and ratings information section for details on the icons shown above.

### Fund facts

<b>Fund manager</b>	Julia Ho Chow Yang Ang
<b>Fund launch date</b>	16.10.1998
<b>Fund base currency</b>	USD
<b>Fund size (Million)</b>	USD 160.81
<b>Number of holdings</b>	191
<b>Comparator</b>	50% Markit iBoxx ALBI TR, 50% JPM JACI
<b>Unit NAV</b>	USD 14.8871
<b>Hi/Lo (past 12 mths)</b>	USD 14.9114 / USD 14.0224
<b>Annualized Return (3Y)</b>	0.98%

### Fees & expenses

<b>Initial charge up to</b>	3.00%
<b>Annual management fee</b>	1.000%
<b>Redemption fee</b>	0.00%

### Codes

<b>ISIN</b>	LU0106250508
<b>Bloomberg</b>	SCHABDA LX
<b>Reuters code</b>	LU0106250508.LUF

### Risk statistics & financial ratios

	Fund	Comparator
<b>Annual volatility (%) (3y)</b>	3.8	6.7
<b>Effective duration (years)</b>	3.6	-

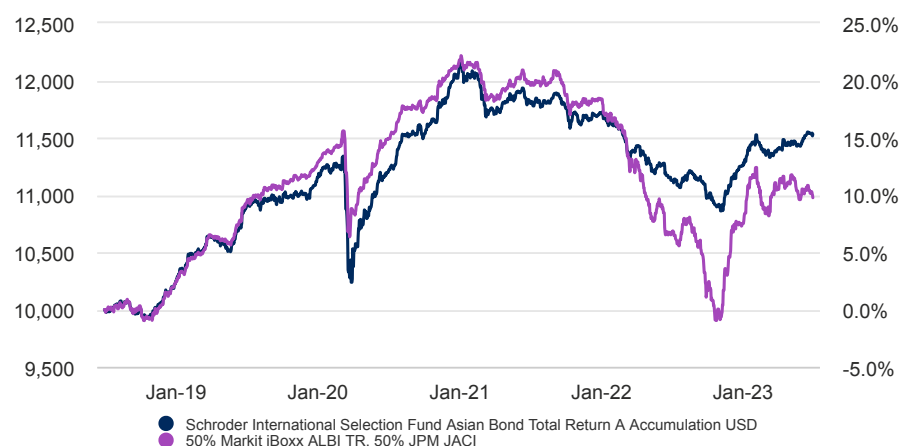
Source: Morningstar. The above ratios are based on NAV to NAV price based performance data.

# Schroders

## Schroder International Selection Fund Asian Bond Total Return

A Accumulation USD | Data as at 30.06.2023

### Return of USD 10,000



**Past Performance is not a guide to future performance and may not be repeated.**

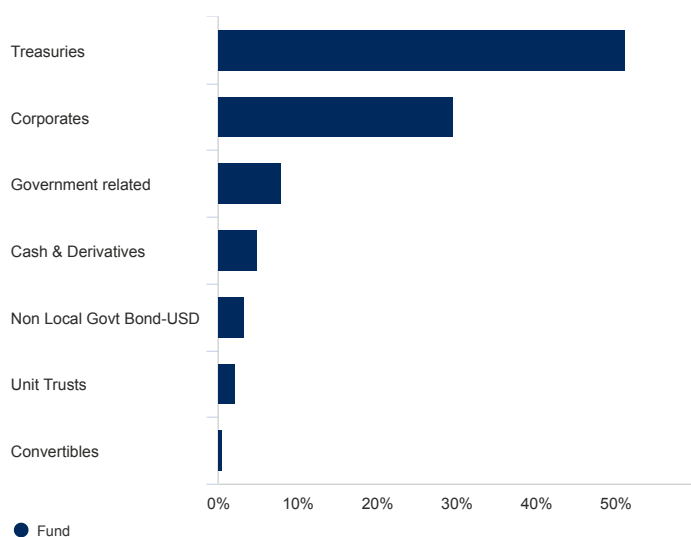
The value of investments and the income from them may go down as well as up and investors may not get back the amounts originally invested. Exchange rate changes may cause the value of any overseas investments to rise or fall. Performance data does not take into account any commissions and costs, if any, charged when units or shares of any fund, as applicable, are issued and redeemed.

The chart is for illustrative purposes only and does not reflect an actual return on any investment.

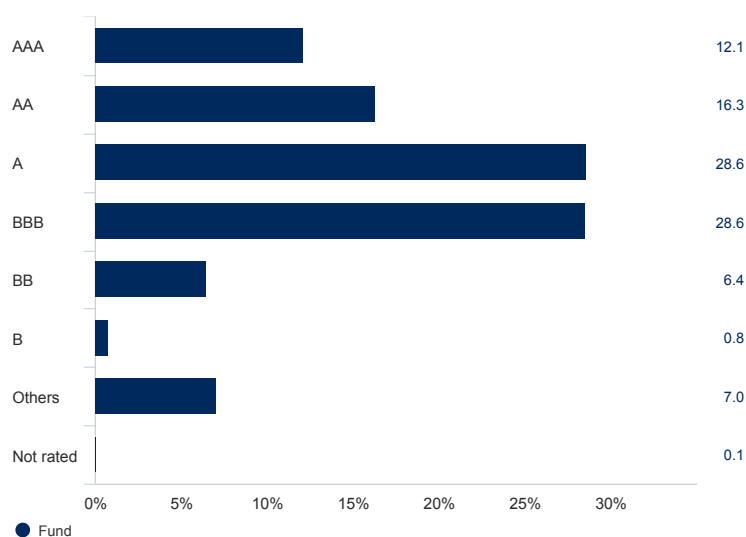
Returns are calculated NAV to NAV (which means performance does not include the effect of any initial charges), net income reinvested, net of fees.

### Asset allocation

#### Sector (%)



#### Credit quality (%)

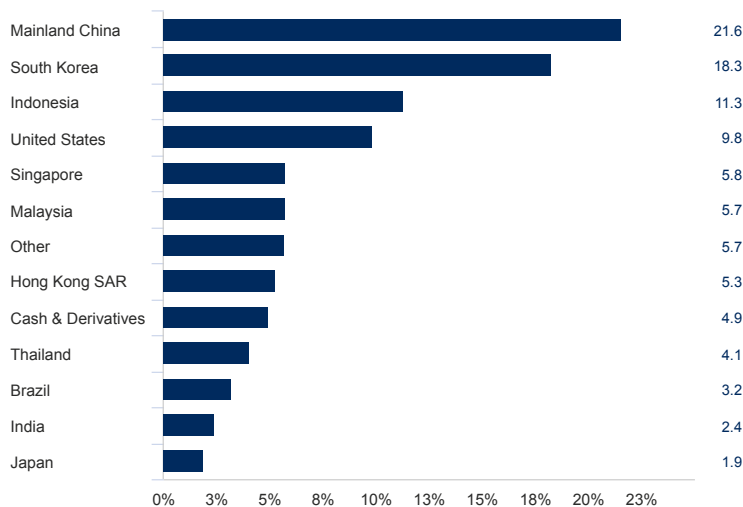


# Schroders

## Schroder International Selection Fund Asian Bond Total Return

A Accumulation USD | Data as at 30.06.2023

### Geographical breakdown (%)



● Fund

Source: Schroders.

Percentages of allocation may not sum up to 100% due to rounding issue. Derivatives are displayed on the notional basis of the underlying exposure where possible. Due to the different treatment of derivative types, the allocation to Liquid Assets may vary between each chart. Please note: Others stated in the ratings breakdown may include Unit Trusts, Cash and Derivatives.

### Top 10 holdings (%)

Holding name	%
INDONESIA (REPUBLIC OF) FR 95 6.375 15-AUG-2028	5.1
KOREA (REPUBLIC OF) 1.875 10-DEC-2024	5.1
TREASURY NOTE 2.875 15-JUN-2025	4.7
KOREA (REPUBLIC OF) 3.375 10-JUN-2032	3.2
BRAZIL NOTAS DO TESOURO NACIONAL S 10.0 01-JAN-2033	3.2
CHINA DEVELOPMENT BANK NONDMUNI 3.3 03-MAR-2026	2.7
SINGAPORE (REPUBLIC OF) 1.625 01-JUL-2031	2.6
INDONESIA (REPUBLIC OF) FR81 6.5 15-JUN-2025	2.4
THAILAND KINGDOM OF (GOVERNMENT) 1.585 17-DEC-2035	2.2
MALAYSIA (GOVERNMENT) 3.882 14-MAR-2025	2.2

### Share class available

	A Accumulation USD	A Distribution USD	A Distribution HKD
<b>Distribution Policy</b>	No Distribution	Monthly Variable	Monthly Variable
<b>ISIN</b>	LU0106250508	LU0091253459	LU0532872552
<b>Bloomberg</b>	SCHABDA LX	SCHABDI LX	SCHKDAD LX

### Benchmark and corporate action information

The fund does not have a target benchmark. The fund's performance should be compared against 50% Markit iBoxx Asian Local Currency index + 50% JP Morgan Asian Credit index. The comparator benchmark is only included for performance comparison purposes and does not have any bearing on how the investment manager invests the fund's assets. The fund's investment universe is expected to overlap materially with the components of the comparator benchmarks. The investment manager invests on a discretionary basis and there are no restrictions on the extent to which the fund's portfolio and performance may deviate from the comparator benchmark. The investment manager will invest in companies or sectors not included in the comparator benchmark. The comparator benchmark has been selected because the investment manager believes that the benchmark is a suitable comparison for performance purposes given the fund's investment objective and policy. The index referenced herein (the "Index") is the proprietary property of Markit North America, Inc., Markit Indices GmbH, Markit Equities Limited and/or its affiliates ("Index Provider") and has been licensed for use in connection with the fund (or other investment vehicle) or securities referenced herein ("Fund"). The Fund is not sponsored, endorsed or promoted by the Index Provider and the Index Provider does not make any warranties or representations on the accuracy, fitness or purpose or results to be obtained by using the Index and disclaims all liabilities in this regard. The Index provided by IHS Markit is subject to disclaimer currently available here (and as updated by IHS Markit from time to time): <https://ihsmarkit.com/Legal/disclaimers.html> and/or in the prospectus for the Fund.

This fund does not have the objective of sustainable investment or binding environmental or social characteristics as defined by Regulation (EU) 2019/2088 on Sustainability-related Disclosures in the Financial Services Sector (the "SFDR"). Any references to the integration of sustainability considerations are made in relation to the processes of the investment manager or the Schroders Group and are not specific to the fund.

### Important information

Morningstar Rating as at 30.06.2023: © Morningstar 2023. All Rights Reserved. The information contained herein: (1) is proprietary to Morningstar and/or its content providers; (2) may not be copied or distributed; and (3) is not warranted to be accurate, complete or timely. Neither Morningstar nor its content providers are responsible for any damages or losses arising from any use of this information. Past performance is no guarantee of future results.