

Important Information

The fund invests primarily in fixed and floating rate securities issued in Asia.

- The fund invests in debt securities which may be subject to interest rate, credit and counterparty risks and risk relating to below investment grade and unrated debt securities, etc.
 - The fund invests in the emerging markets and PRC and may be subject to political and economic risks, legal and regulatory risks, liquidity and volatility risks, etc. .
 - There is no assurance of the RQFII status and RQFII quota and may be subject to the risk regarding application of RQFII rules, repatriation and liquidity risks, cash deposited with China custodian and PRC brokerage risk.
 - Investment in sovereign debt obligations which may expose the fund to political, social and economic risks. The fund may suffer significant losses upon defaults by government entities.
 - For share classes with a general dividend policy, expenses will be paid out of capital rather than out of gross income. The amount of distributable income therefore increases and the amount so increased may be considered to be dividend paid out of capital. Share classes with a fixed dividend policy may pay out both income and capital in distributions. Where distributions are paid out of capital, this amounts to a return or withdrawal of part of your original investment or capital gains attributable to that and may result in an immediate decrease in the net asset value of shares.
 - The fund may use derivatives to meet its investment objective. Derivatives exposure may involve higher counterparty, liquidity and valuation risks. In adverse situations, the fund may suffer significant losses from their derivative usage for hedging.
- You should not make any investment decision solely based on this document. Please read the relevant offering document carefully for further fund details including risk factors.

Investment Objectives

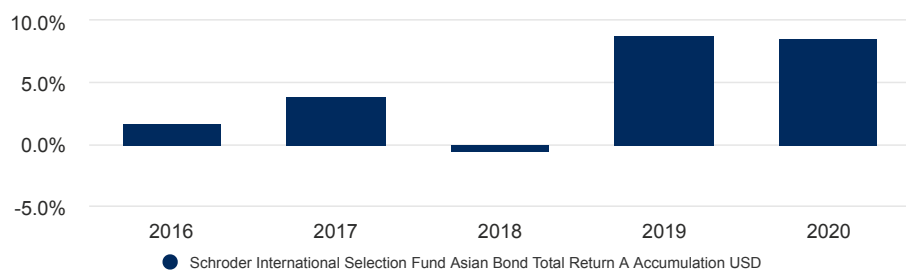
The Fund aims to provide capital growth and income by investing in fixed and floating rate securities issued by governments, government agencies, supra-nationals and companies in Asia.

Share class performance (Cumulative)

Performance (%)	1 month	3 months	6 months	YTD	1 year	3 years	5 years	10 years
Fund	-0.4	-1.8	-2.1	-3.8	-1.6	15.3	17.6	24.9

Annual Performance (%)	2016	2017	2018	2019	2020
Fund	1.7	3.9	-0.5	8.8	8.6

Performance over 5 years (%)



Source: Morningstar, NAV to NAV, net income reinvested, net of fees, based on Schroder International Selection Fund Asian Bond Total Return A Accumulation USD Units, USD. Some performance differences between the fund and the benchmark may arise as the benchmark returns are not adjusted for non-dealing days of the fund. Schroder International Selection Fund is referred to as Schroder ISF. Effective 01.08.2010, the English name of the Fund has been changed to Schroder ISF Asian Bond Absolute Return and to Schroder ISF Asian Bond Total Return effective from 01.03.2018, the Fund objective has been clarified accordingly for both changes. The benchmark has been changed from Citi US Treasury / Agency TR to USD Libor 3mo (Compounded) on 01.12.2011, and to 50% Markit iBoxx Asian Local Currency + 50% JP Morgan Asian Credit on 01.03.2018. The full track record of the previous indices have been kept and chain linked to the new one. The Fund size quoted includes all classes of the Fund. Investment involves risks. Price of units may go down as well as up. Past performance is not indicative of future performance. Please refer to the relevant offering documents for fund details including risk factors. This material is issued by Schroder Investment Management (Hong Kong) Limited and has not been reviewed by the SFC. Performance is calculated from the share class's since launch date (17.01.2000). The names of the target and comparator(s) benchmarks may be displayed in abbreviation format, please refer to the Benchmark and corporate action information section for the full benchmark names.

Fund literature



Download the offering documents and investor notice here

Ratings and accreditation



Please refer to the Source and ratings information section for details on the icons shown above.

Fund facts

Fund manager	Julia Ho Chow Yang Ang
Fund launch date	16.10.1998
Fund base currency	USD
Fund size (Million)	USD 212.19
Number of holdings	206
Unit NAV	USD 15.0494
Hi/Lo (past 12 mths)	USD 15.7457 / USD 14.9531
Annualized Return (3Y)	4.85%

Fees & expenses

Initial charge up to	3.00%
Annual management fee	1%
Redemption fee	0.00%

Codes

ISIN	LU0106250508
Bloomberg	SCHABDA LX
Reuters code	LU0106250508.LUF

Risk statistics & financial ratios

	Fund
Annual volatility (%) (3y)	5.5
Effective duration (years)	4.3

Source: Morningstar. The above ratios are based on NAV to NAV price based performance data.

Return of USD 10,000



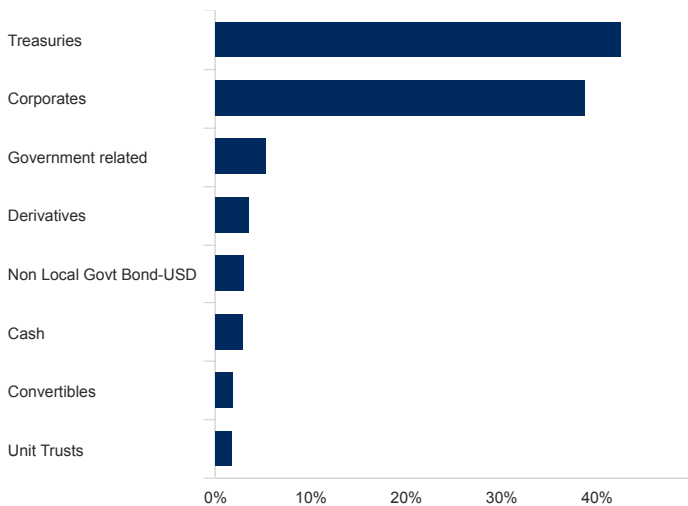
Past Performance is not a guide to future performance and may not be repeated. The value of investments and the income from them may go down as well as up and investors may not get back the amounts originally invested. Exchange rate changes may cause the value of any overseas investments to rise or fall.

The chart is for illustrative purposes only and does not reflect an actual return on any investment.

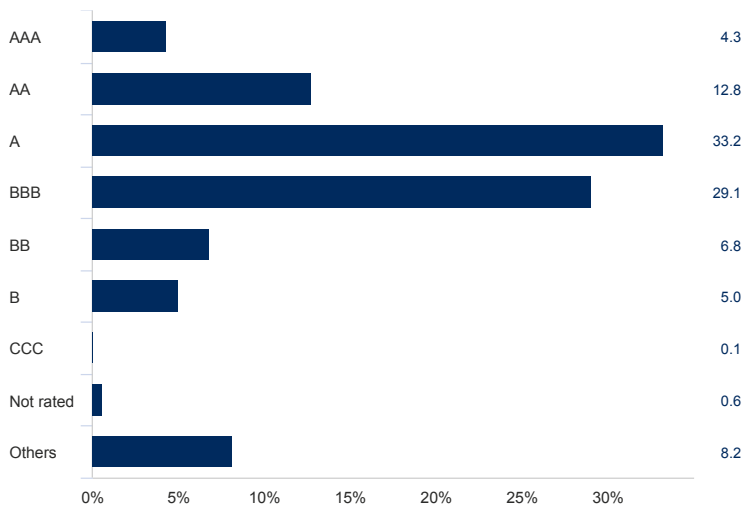
Returns are calculated NAV to NAV (which means performance does not include the effect of any initial charges), net income reinvested, net of fees.

Asset allocation

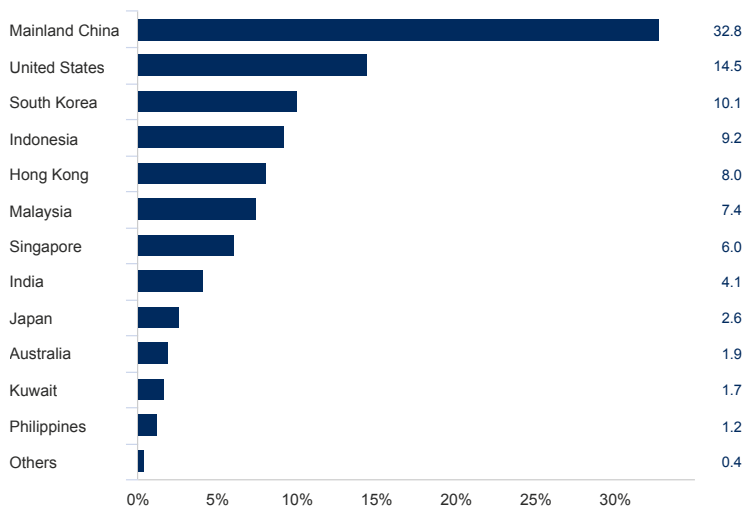
Sector (%)



Credit quality (%)



Geographical Breakdown (%)



Top 10 holdings (%)

Holding name	%
China Peoples Republic Of (Governm 2.68 21-May-2030	3.7
Malaysia (Government) 3.828 05-Jul-2034	3.4
Korea (Republic Of) 2.25 10-Sep-2023	2.8
Korea (Republic Of) 1.375 10-Dec-2029	2.6
China Peoples Republic Of (Governm 4.08 22-Oct-2048	2.5
Malaysia (Government) 3.478 14-Jun-2024	2.3
China Development Bank Nondmuni 3.3 03-Mar-2026	2.3
India (Republic Of) 6.79 15-May-2027	2.3
Indonesia (Republic Of) Fr81 6.5 15-Jun-2025	2.1
Singapore (Republic Of) 1.625 01-Jul-2031	2.1

Source: Schroders.

Percentages of allocation may not sum up to 100% due to rounding issue. Derivatives are displayed on the notional basis of the underlying exposure where possible. Due to the different treatment of derivative types, the allocation to Liquid Assets may vary between each chart. Please note: Others stated in the ratings breakdown may include Unit Trusts, Cash and Derivatives.

Share class available

	A Accumulation USD	A Distribution USD	A Distribution HKD
Distribution Policy	No Distribution	Monthly Variable	Monthly Variable
ISIN	LU0106250508	LU0091253459	LU0532872552
Bloomberg	SCHABDA LX	SCHABDI LX	SCHKDAD LX

Important information

Morningstar Rating as at 30.11.2021: © Morningstar 2021. All Rights Reserved. The information contained herein: (1) is proprietary to Morningstar and/or its content providers; (2) may not be copied or distributed; and (3) is not warranted to be accurate, complete or timely. Neither Morningstar nor its content providers are responsible for any damages or losses arising from any use of this information. Past performance is no guarantee of future results.