

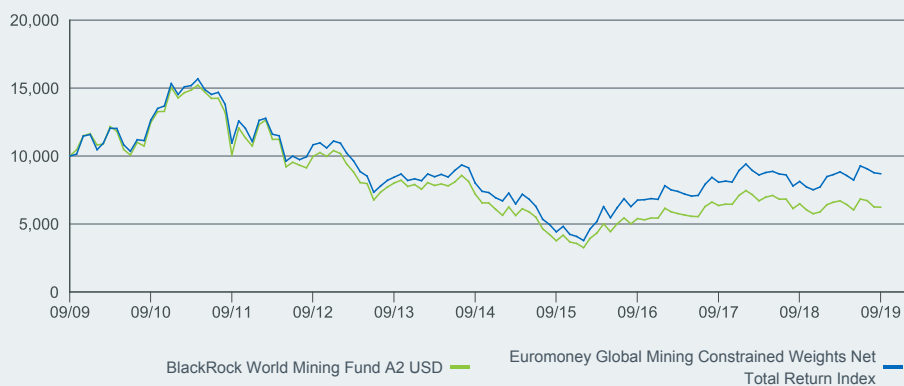

Performance, Top Holdings, Portfolio Breakdowns and Characteristics, and Net Assets as at 30-Sep-2019. All other data as at 17-Oct-2019.

IMPORTANT:

- The Fund's investments in equities could incur significant losses due to higher fluctuation of equity values. The Fund's investments are concentrated in the mining sector. This may result in greater volatility than more broad-based investments.
- The Fund is subject to currency risk, emerging market risk, foreign investments restrictions risk, small-cap companies' volatility and liquidity risks and contingent convertible bonds risk.
- The Fund may use derivatives for hedging and for investment purposes. However, usage for investment purposes will not be extensive. The Fund may suffer losses from its derivatives usage.
- The value of the Fund can be volatile and can go down substantially within a short period of time. It is possible that a certain amount of your investment could be lost.
- Investors should not make investment decisions based on this document alone. Investors should refer to the Prospectus and Key Facts Statement for details including risk factors.

INVESTMENT OBJECTIVE

The World Mining Fund seeks to maximise total return. The Fund invests globally at least 70% of its total assets in the equity securities of mining and metals companies whose predominant economic activity is the production of base metals and industrial minerals such as iron ore and coal. The Fund may also hold the equity securities of companies whose predominant economic activity is in gold or other precious metal or mineral mining. The Fund does not hold physical gold or metal.

GROWTH OF 10,000 FOR PAST 10 YEARS**RATINGS**

Morningstar, Inc. All Rights Reserved.

KEY FACTS

Asset Class	Equity
Morningstar Category	Sector Equity Natural Resources
Inception Date	21-Mar-1997
Share Class Launch Date	24-Mar-1997
Fund Base Currency	USD
Share Class Currency	USD
Fund Size (mil)	4,550.18 USD
Benchmark	Euromoney Global Mining Constrained Weights Net Total Return Index
Domicile	Luxembourg
Fund Type	UCITS
ISIN	LU0075056555
Bloomberg Index Ticker	MIGWMFA
Distribution Frequency	Non-Distributing

CUMULATIVE PERFORMANCE (%)

	3 mths	6 mths	YTD	1 Year	2 Years	3 Years	5 Years	Since Launch
Share Class	-8.78	-6.97	5.83	-3.85	-1.96	15.57	-13.42	260.20
Benchmark	-6.24	-1.56	12.59	6.98	7.72	28.71	8.56	309.20

CALENDAR YEAR PERFORMANCE (%)

	2018	2017	2016	2015	2014
Share Class	-17.05	30.81	52.34	-41.35	-23.08
Benchmark	-13.59	31.19	66.93	-41.08	-16.77

Share class performance is calculated on a Net Asset Value (NAV) basis, with income reinvested, net of fees. Performance is calculated in the relevant share class currency, including ongoing charges and taxes and excluding subscription and redemption fees, if applicable. Benchmark performance displayed in denominated currency and for comparative purpose only. Source: BlackRock. **Past performance is not a guide to future performance and should not be the sole factor of consideration when selecting a product.** Investors may not get back the full amount invested.

PORTFOLIO MANAGERS

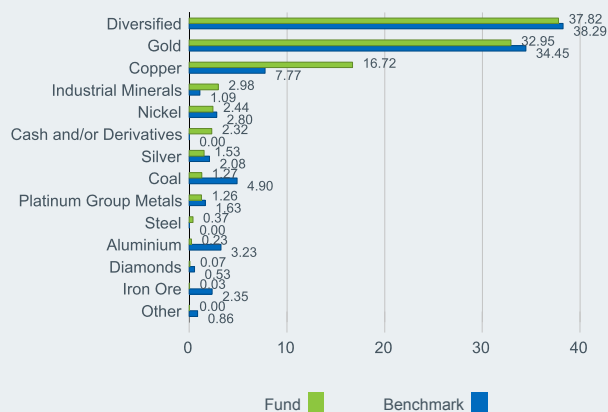
Evy Hambro
Olivia Markham

TOP HOLDINGS (%)

BHP GROUP PLC	8.93
RIO TINTO PLC	6.82
VALE SA	6.44
BARRICK GOLD CORP	5.63
ANGLO AMERICAN PLC	5.04
AGNICO EAGLE MINES LTD	4.75
NEWMONT GOLDCORP CORP	4.74
NEWCREST MINING LTD	4.53
FRANCO NEVADA CORP	4.40
WHEATON PRECIOUS METALS CORP	3.87
Total	55.15

Holdings subject to change.

SECTOR BREAKDOWN (%)



Negative weightings may result from specific circumstances (including timing differences between trade and settlement dates of securities purchased by the funds) and/or the use of certain financial instruments, including derivatives, which may be used to gain or reduce market exposure and/or risk management. Allocations are subject to change. Due to rounding, the total may not be equal to 100 %.

PORTFOLIO CHARACTERISTICS

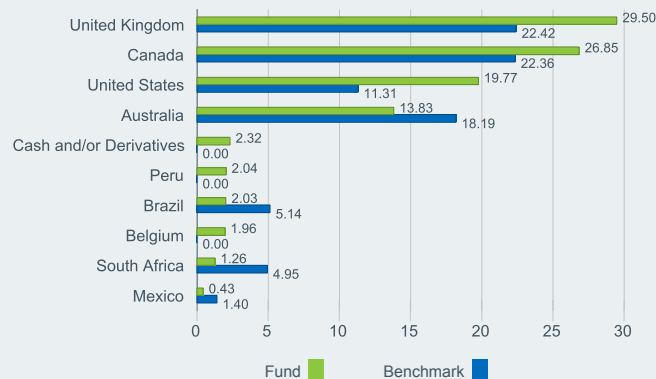
Weighted Average Market Capitalisation (millions)	32,225.62 USD
Price to Earnings Ratio	12.33x
Price to Book Ratio	1.54x

FEES AND CHARGES

Max Initial Charge	5.00%
Management Fee (incl. Distribution Fee, if any)	1.75%

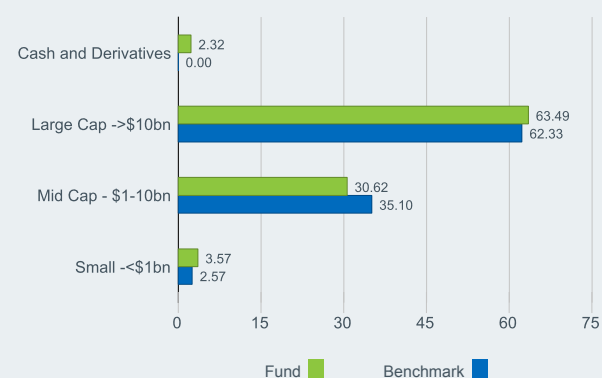
For Fee details, please refer to the Fund Prospectus.

GEOGRAPHIC BREAKDOWN (%)



Geographic exposure relates principally to the domicile of the issuers of the securities held in the product, added together and then expressed as a percentage of the product's total holdings. However, in some instances it can reflect the geography where the issuer of the securities carries out much of their business. "Others" excluded from the chart above.

MARKET CAPITALISATION (%)



+852 3903 2688

clientservice.asiapac@blackrock.com

www.blackrock.com/hk

The Fund changed its investment policy and objective in 2017. Prior to this performance of the Fund was achieved under circumstances that no longer apply. On 30 September 2015, the performance benchmark of the Fund changed from Euromoney Global Mining Index to Euromoney Global Mining Constrained Weights Net Total Return Index. The rationale for the change is that the new benchmark reflects the UCITS concentration limits to which the Fund's portfolio is managed and is therefore a more accurate, appropriate and fair comparison for the Fund. The new benchmark has been applied to the performance history of the Fund back to inception. The change does not affect how the Fund is currently managed. Prior to 1 May 2015 the Fund was managed by Evy Hambro and Olivia Markham. Effective 14 February 2014, the Benchmark is renamed to Euromoney Global Mining Index.

Sources: BlackRock and Morningstar. Performance is shown as of the month end in share class currency on a NAV to NAV price basis with income reinvested, net of fees. The above Fund data is for information only and does not constitute an offer or invitation to anyone to invest in any BlackRock Global Funds (BGF) and has not been prepared in connection with any such offer. BGF is an open-ended investment company established in Luxembourg which is available for sale in certain jurisdictions only. BGF is not available for sale in the U.S. or to U.S. persons. Product information concerning BGF should not be published in the U.S. Investment involves risk. Past performance is not necessarily a guide to future performance or returns. The value of investments and the income from them can fluctuate and is not guaranteed. Rates of exchange may cause the value of investments to go up or down. Investors may not get back the amount they invest. Individual stock price/figure does not represent the return of the Fund. The investment returns are denominated in share class dealing currency, which may be a foreign currency. If so, US/HK dollar-based investors are therefore exposed to fluctuations in the US/HK dollar/foreign currency exchange rate. For Hong Kong investors, please refer to the BGF Prospectus for details, including risk factors. Issued by BlackRock Asset Management North Asia Limited. This material and the BlackRock website (www.blackrock.com/hk) have not been reviewed by the Securities and Futures Commission of Hong Kong. BlackRock is a registered trademark of BlackRock, Inc. © 2019 BlackRock, Inc. All Rights Reserved. All other trademarks are those of their respective owners.

BLACKROCK®
貝萊德