

# Allianz Oriental Income

Allianz Global Investors Fund  
A / AT



- The Fund is exposed to significant risks of investment/general market, country and region, company-specific, emerging market, valuation, asset allocation and currency (such as exchange controls, in particular RMB), and the adverse impact on RMB share classes due to currency depreciation. Investing in bonds may be subject to specific risks such as interest rate, creditworthiness risk/credit rating/downgrading, and default.
- The Fund may invest in the China A-Shares market directly via the Stock Connect or other foreign access regimes and/or other permitted means and/or indirectly through all eligible instruments and thus is subject to the associated risks (including quota limitation, change in rule and regulations, repatriation of the Fund's monies, trade restrictions, China market volatility and uncertainty, potential clearing and/or settlement difficulties, change in economic, social and political policy in PRC and Mainland China tax risks).
- The Fund may invest in financial derivative instruments ("FDI") which may expose to higher leverage, counterparty, liquidity, valuation, volatility, market and over the counter transaction risks. The Fund's net derivative exposure may be up to 50% of the Fund's net asset value.
- This investment may involve risks that could result in loss of part or entire amount of investors' investment.
- In making investment decisions, investors should not rely solely on this material.
- Note:** Dividend payments may, at the sole discretion of the Investment Manager, be made out of the Fund's capital or effectively out of the Fund's capital which represents a return or withdrawal of part of the amount investors originally invested and/or capital gains attributable to the original investment. This may result in an immediate decrease in the NAV per share and the capital of the Fund available for investment in the future and capital growth may be reduced, in particular for hedged share classes for which the distribution amount and NAV of any hedged share classes (HSC) may be adversely affected by differences in the interests rates of the reference currency of the HSC and the base currency of the Fund.



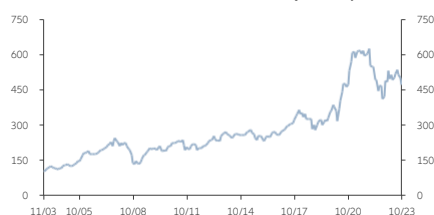
Overall Morningstar Rating™

## Investment Objective

The Fund aims at long-term capital growth by investing in Asia Pacific equity and bond markets.

## Performance Overview

### Indexed Performance since Inception (NAV-NAV)



■ Class A (USD) Dis.

Cumulative Returns	Year to Date	1 Year	3 Years	5 Years	Since Inception
NAV-NAV (%)	-2.36	12.47	0.15	66.68	371.98
Benchmark (%)	-1.13	13.40	-5.94	13.44	186.46

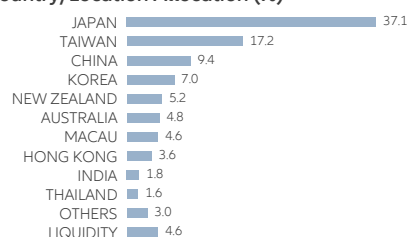
Calendar Year Returns	2022	2021	2020	2019	2018
NAV-NAV (%)	-22.49	9.20	47.68	39.37	-19.52
Benchmark (%)	-17.22	-1.46	19.71	19.36	-13.52

## Portfolio Analysis

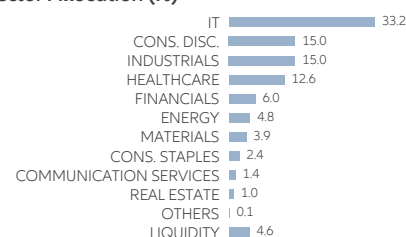
### Asset Allocation (%)



### Country/Location Allocation (%)



### Sector Allocation (%)



Top 10 Holdings (Country/Location)	Sector	%
MAINFREIGHT LTD (NZ)	INDUSTRIALS	5.2
ALCHIP TECHNOLOGIES LTD (TW)	IT	4.7
GALAXY ENTERTAINMENT GROUP L (MO)	CONS. DISC.	4.6
KOH YOUNG TECHNOLOGY INC (KR)	IT	4.2
LASERTEC CORP (JP)	IT	4.0
ALIBABA GROUP HOLDING LIMITED (CN)	CONS. DISC.	3.5
RESONA HOLDINGS INC (JP)	FINANCIALS	3.4
SONY GROUP CORP (JP)	CONS. DISC.	3.4
WOODSIDE ENERGY GROUP LTD (AU)	ENERGY	3.1
MITSUI & CO LTD (JP)	INDUSTRIALS	2.9
<b>Total</b>		<b>39.0</b>

### Statistics Summary

Dividend History <sup>2</sup>	Dividend / Share	Annualised Dividend Yield <sup>3</sup>	Ex-Dividend Date
Class A (USD) Dis.	USD 1.83691	1.00%	15/12/2022
	USD 0.00000	0.00%	15/12/2021
	USD 0.07100	0.04%	15/12/2020
	USD 0.37000	0.27%	16/12/2019
	USD 0.00000	0.00%	17/12/2018
	USD 0.29772	0.24%	15/12/2017
Class A (H-USD) Dis.	USD 0.23281	1.04%	15/12/2022
	USD 0.00000	0.00%	15/12/2021
	USD 0.00800	0.04%	15/12/2020
	USD 0.04100	0.27%	16/12/2019
	USD 0.00000	0.00%	17/12/2018
	USD 0.03132	0.24%	15/12/2017



+852 2238 8000  
hk.allianzgi.com

Scan QR code for fund documents

## Fund Details

Share Class ^	Class A (USD) Dis.	Class A (H-USD) Dis.	Class AT (USD) Acc.	Class AT (HKD) Acc.	Class AT (EUR) Acc.	Class AT (H2-RMB) Acc.
Benchmark	MSCI AC Asia Pacific Total Return Net					
Fund Manager	Stuart Winchester					
Fund Size <sup>4</sup>	USD 938.02m					
Number of Holdings	58					
Sustainability-related Disclosure Regulation <sup>5</sup>	Article 6					
Base Currency	USD					
Subscription Fee (Sales Charge)	Up to 5%					
Management Fee (All-in-Fee <sup>6</sup> )	1.80% p.a.	1.80% p.a.	1.80% p.a.	1.80% p.a.	1.80% p.a.	1.80% p.a.
Total Expense Ratio <sup>7</sup>	1.85%	1.85%	1.85%	1.85%	1.85%	1.85%
Unit NAV	USD 173.25	USD 23.0401	USD 193.19	HKD 7.9532	EUR 321.92	CNY 13.457
Inception Date <sup>8</sup>	03/11/2003	18/02/2014	12/12/2005	15/03/2021	07/12/2009	22/04/2020
Dividend Frequency <sup>2</sup>	Annually	Annually	N/A	N/A	N/A	N/A
ISIN Code	LU0348783233	LU0348783662	LU0348784397	LU2293587155	LU0348784041	LU2150013857
Bloomberg Ticker	DRORINR LX	ALORAHU LX	ALORIAA LX	ALORATH LX	THOORAT LX	ALOIATR LX
<b>Cumulative Returns (%)</b>						
Year to Date	-2.36	7.16	-2.36	-2.17	-2.46	-5.03
1 Year	12.47	16.22	12.46	12.02	4.82	8.52
3 Years	0.15	21.67	0.15	–	9.64	-0.76
5 Years	66.68	102.16	66.67	–	77.06	–
Since Inception	371.98	139.31	195.04	-20.47	221.92	34.57
<b>Calendar Year Returns (%)</b>						
2022	-22.49	-16.13	-22.49	-22.35	-17.73	-22.91
2021	9.20	14.45	9.20	4.70 <sup>9</sup>	18.47	11.46
2020	47.68	44.10	47.68	–	35.09	64.90 <sup>9</sup>
2019	39.37	40.39	39.37	–	41.95	–
2018	-19.52	-16.70	-19.53	–	-15.75	–

Source: All fund data quoted are Allianz Global Investors/IDS GmbH/Morningstar, as at 31/10/2023, unless stated otherwise.

On 09/12/2005, the assets of Dresdner RCM Oriental Income Fund were transferred to Allianz Global Investors Selections RCM Oriental Income Fund ("Allianz GIS RCM Oriental Income Fund").

On 03/10/2008, the assets of Allianz GIS RCM Oriental Income Fund were merged into Allianz Global Investors Fund - Allianz Oriental Income (formerly named: Allianz RCM Oriental Income).

Fund performance is calculated on NAV to NAV basis in denominated currency of the respective share class with gross dividends re-invested. Benchmark performance is calculated in denominated currency of the respective share class. HKD/USD based investors are exposed to foreign exchange fluctuations.

<sup>^</sup> The currency-hedged share classes are not recommended for investors whose base currency of investment is not in respective hedged currencies.

- 1) Source: Morningstar, as at 30/09/2023. Copyright © 2023 Morningstar Asia Limited ("Morningstar"). All Rights Reserved. The information contained herein: (1) is proprietary to Morningstar and/or its content providers; (2) may not be copied or distributed; and (3) is not warranted to be accurate, complete or timely. Neither Morningstar nor its content providers are responsible for any damages or losses arising from any use of this information. Past performance is no guarantee of future results.
- 2) Dividend payments are applicable for Class A Dis (annual distribution) and for reference only. Yields are not guaranteed, dividend may be paid out from capital (Class A). This may result in an immediate decrease in the NAV per share and may reduce the capital available for the Fund for future investment and capital growth. Positive distribution yield does not imply positive return.
- 3) Annualised Dividend Yield = Dividend Per Share / Ex-Dividend Date NAV. Positive distribution yield does not imply positive return. Dividend is not guaranteed. Historical dividend yield is not indicative of future dividend payouts.
- 4) The Fund Size quoted includes all share classes of the Fund.
- 5) EU Sustainability-related Disclosure Regulation. Information is accurate at time of publishing.
- 6) The All-in-Fee includes the expenses previously called management and administration fees.
- 7) Total Expense Ratio (TER): Total cost (except transaction costs) charged to the Fund during the last financial year (as at 30/09/2022) expressed as a ratio of the Fund's average NAV. For share classes that have been inception for less than one year as at close of the last financial year (please refer to the Inception Date in the Fund Details table), the TER will be annualised. For share classes inception after the close of the last financial year, the TER will be reflected as N/A.
- 8) Inception Date means the very first date when the Fund commenced its operations (irrespective of any dates of restructuring/merging of assets thereafter).
- 9) Performance is calculated from inception of the share class until the end of that calendar year.

Information herein is based on sources we believe to be accurate and reliable as at the date it was made. We reserve the right to revise any information herein at any time without notice. No offer or solicitation to buy or sell securities and no investment advice or recommendation is made herein. In making investment decisions, investors should not rely solely on this material but should seek independent professional advice.

Investing in fixed income instruments (if applicable) may expose investors to various risks, including but not limited to creditworthiness, interest rate, liquidity and restricted flexibility risks. Changes to the economic environment and market conditions may affect these risks, resulting in an adverse effect to the value of the investment. During periods of rising nominal interest rates, the values of fixed income instruments (including short positions with respect to fixed income instruments) are generally expected to decline. Conversely, during periods of declining interest rates, the values are generally expected to rise. Liquidity risk may possibly delay or prevent account withdrawals or redemptions.

Investment involves risks, in particular, risks associated with investment in emerging and less developed markets. Past performance is not indicative of future performance. Investors should read the offering documents for further details, including the risk factors, before investing. This material and website have not been reviewed by the Securities and Futures Commission of Hong Kong. Issued by Allianz Global Investors Asia Pacific Limited.

Allianz Global Investors Asia Pacific Limited (32/F, Two Pacific Place, 88 Queensway, Admiralty, Hong Kong) is the Hong Kong Representative and is regulated by the Securities and Futures Commission of Hong Kong. (54/F, One Island East 18 Westlands Road, Quarry Bay, Hong Kong).

Admaster ID: 3210636