

Allianz Euroland Equity Growth

Allianz Global Investors Fund
AT / A

SFC-authorized
ESG fund*

Allianz 
Global Investors

- The Fund is exposed to significant risks of investment/general market, country and region, European country and company-specific. The economic and financial difficulties in Europe may get worse and thus may adversely affect the Fund (such as increased volatility, liquidity and currency risks associated with investments in Europe).
- The Fund is exposed to sustainable investment risks relating to KPI Strategy (Relative) (such as foregoing opportunities to buy certain securities when it might otherwise be advantageous to do so, and/or selling securities when it might be disadvantageous to do so or relying on information and data from third party ESG research data providers and internal analyses which may be subjective, incomplete, inaccurate or unavailable). The Fund focuses on the Sustainability KPI which may reduce risk diversifications and may be more volatile compared to broadly based funds. Also, the Fund may be particularly focusing on the GHG efficiency of the investee companies rather than their financial performance which may have an adverse impact on the Fund's performance.
- The Fund may invest in financial derivative instruments ("FDI") which may expose to higher leverage, counterparty, liquidity, valuation, volatility, market and over the counter transaction risks. The Fund's net derivative exposure may be up to 50% of the Fund's net asset value.
- This investment may involve risks that could result in loss of part or entire amount of investors' investment.
- In making investment decisions, investors should not rely solely on this material.
- **Note:** Dividend payments may, at the sole discretion of the Investment Manager, be made out of the Fund's capital or effectively out of the Fund's capital which represents a return or withdrawal of part of the amount investors originally invested and/or capital gains attributable to the original investment. This may result in an immediate decrease in the NAV per share and the capital of the Fund available for investment in the future and capital growth may be reduced, in particular for hedged share classes for which the distribution amount and NAV of any hedged share classes (HSC) may be adversely affected by differences in the interests rates of the reference currency of the HSC and the base currency of the Fund.

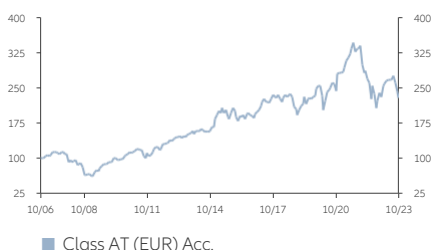
2018 Thomson Reuters Lipper Fund Awards
Hong Kong, Best Fund over 10 Years – Equity
Eurozone, Class AT (EUR) ¹

Investment Objective

The Fund aims at long-term capital growth by investing in Eurozone equity markets with a focus on growth stocks. With the adoption of the Sustainability Key Performance Indicator Strategy (Relative) ("KPI Strategy (Relative)"), the Fund also seeks to achieve the reduction in greenhouse gas emissions ("GHG") of the Fund's portfolio which shall be at least 20% lower than that of its benchmark within the same period ("Sustainability KPI").

Performance Overview

Indexed Performance since Inception (NAV-NAV)

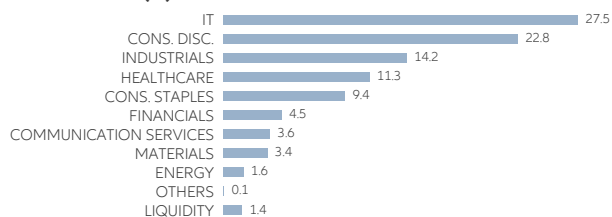


Cumulative Returns	Year to Date	1 Year	3 Years	5 Years	Since Inception
NAV-NAV (%)	-0.40	3.44	-6.04	9.41	128.98
Benchmark (%)	5.43	9.88	21.78	36.27	87.45

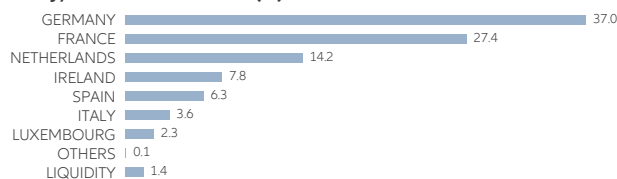
Calendar Year Returns	2022	2021	2020	2019	2018
NAV-NAV (%)	-32.37	20.26	11.51	32.24	-15.99
Benchmark (%)	-19.37	22.88	5.51	32.18	-11.88

Portfolio Analysis

Sector Allocation (%)



Country/Location Allocation (%)



Top 10 Holdings (Country/Location)	Sector	%
ASML HOLDING NV (NL)	IT	9.8
LVMH MOET HENNESSY LOUIS VUI (FR)	CONS. DISC.	8.6
L'OREAL (FR)	CONS. STAPLES	5.4
HERMES INTERNATIONAL (FR)	CONS. DISC.	4.8
KINGSPAN GROUP PLC (IE)	INDUSTRIALS	4.7
NEMETSCHEK SE (DE)	IT	4.3
DASSAULT SYSTEMES SE (FR)	IT	3.6
INFINEON TECHNOLOGIES AG (DE)	IT	3.5
CARL ZEISS MEDITEC AG - BR (DE)	HEALTHCARE	3.4
ADIDAS AG (DE)	CONS. DISC.	2.8
Total		50.9

Dividend History ²	Dividend / Share	Annualised Dividend Yield ³	Ex-Dividend Date
Class A (EUR) Dis.	EUR 0.00000	0.00%	15/12/2022
	EUR 0.00000	0.00%	15/12/2021
	EUR 0.11600	0.05%	15/12/2020
	EUR 0.64300	0.28%	16/12/2019
	EUR 1.28200	0.71%	17/12/2018
	EUR 1.40190	0.66%	15/12/2017

* The Fund constitutes as an ESG fund pursuant to the SFC's circular issued on 29 June 2021. HK SFC authorization is not a recommendation or endorsement of a product nor does it guarantee the commercial merits of a product or its performance. It does not mean the product is suitable for all investors nor is it an endorsement of its suitability for any particular investor or class of investors.



+852 2238 8000
hk.allianzgi.com

Scan QR code for fund documents

Fund Details

Share Class ^	Class AT (EUR) Acc.	Class A (EUR) Dis.	Class AT (H2-USD) Acc.
Benchmark ⁴	S&P Eurozone Large Mid Cap Growth Total Return Net		
Fund Manager ⁵	Andreas Hildebrand, Giovanni Trombello		
Fund Size ⁶	EUR 489.82m		
Number of Holdings	41		
Sustainability-related Disclosure Regulation ⁷	Article 8		
Base Currency	EUR		
Subscription Fee (Sales Charge)	Up to 5%		
Management Fee (All-in-Fee ⁸)	1.80% p.a.	1.80% p.a.	1.80% p.a.
Total Expense Ratio ⁹	1.85%	1.85%	1.85%
Unit NAV	EUR 228.98	EUR 210.74	USD 17.7356
Inception Date	16/10/2006	16/10/2006	04/12/2013
Dividend Frequency ²	N/A	Annually	N/A
ISIN Code	LU0256840447	LU0256839944	LU0980739220
Bloomberg Ticker	RCMEEAT LX	RCMEEGA LX	ALELATU LX
Cumulative Returns (%)			
Year to Date	-0.40	-0.40	1.58
1 Year	3.44	3.44	6.52
3 Years	-6.04	-6.04	0.66
5 Years	9.41	9.41	23.34
Since Inception	128.98	129.14	77.36
Calendar Year Returns (%)			
2022	-32.37	-32.37	-29.85
2021	20.26	20.26	21.41
2020	11.51	11.50	13.45
2019	32.24	32.25	36.27
2018	-15.99	-15.99	-13.56

Source: All fund data quoted are Allianz Global Investors/IDS GmbH/Morningstar, as at 31/10/2023, unless stated otherwise.

Fund performance is calculated on NAV to NAV basis in denominated currency of the respective share class with gross dividends re-invested. Benchmark performance is calculated in denominated currency of the respective share class. HKD/USD based investors are exposed to foreign exchange fluctuations.

[^] The currency-hedged share classes are not recommended for investors whose base currency of investment is not in respective hedged currencies.

- 1) Source: Thomson Reuters Lipper, the fund award is based on the 10 year period consistent return as at 31 December 2017.
- 2) Dividend payments are applicable for Class A Dis (annual distribution) and for reference only. Yields are not guaranteed, dividend may be paid out from capital (Class A). This may result in an immediate decrease in the NAV per share and may reduce the capital available for the Fund for future investment and capital growth. Positive distribution yield does not imply positive return.
- 3) Annualised Dividend Yield = Dividend Per Share / Ex-Dividend Date NAV. Positive distribution yield does not imply positive return. Dividend is not guaranteed. Historical dividend yield is not indicative of future dividend payouts.
- 4) From 16 October 2006 to 31 July 2008, the benchmark for the Fund was S&P Eurozone LargeMidCap Growth Return Gross in EUR. With effect from 1 August 2008, the benchmark for the Fund has been changed to S&P Eurozone Large Mid Cap Growth Total Return Net.
- 5) With effect from 10 October 2023.
- 6) The Fund Size quoted includes all share classes of the Fund.
- 7) EU Sustainability-related Disclosure Regulation. Information is accurate at time of publishing.
- 8) The All-in-Fee includes the expenses previously called management and administration fees.
- 9) Total Expense Ratio (TER): Total cost (except transaction costs) charged to the Fund during the last financial year (as at 30/09/2022) expressed as a ratio of the Fund's average NAV. For share classes that have been incepted for less than one year as at close of the last financial year (please refer to the Inception Date in the Fund Details table), the TER will be annualised. For share classes incepted after the close of the last financial year, the TER will be reflected as N/A.

Information herein is based on sources we believe to be accurate and reliable as at the date it was made. We reserve the right to revise any information herein at any time without notice. No offer or solicitation to buy or sell securities and no investment advice or recommendation is made herein. In making investment decisions, investors should not rely solely on this material but should seek independent professional advice.

There is no guarantee that actively managed investments will outperform the broader market. Environmental, Social and Governance (ESG) strategies consider factors beyond traditional financial information to select securities or eliminate exposure which could result in relative investment performance deviating from other strategies or broad market benchmarks. Investment involves risks, in particular, risks associated with investment in emerging and less developed markets. Past performance is not indicative of future performance. Investors should read the offering documents for further details, including the risk factors, before investing. This material and website have not been reviewed by the Securities and Futures Commission of Hong Kong. Issued by Allianz Global Investors Asia Pacific Limited.

Allianz Global Investors Asia Pacific Limited (32/F, Two Pacific Place, 88 Queensway, Admiralty, Hong Kong) is the Hong Kong Representative and is regulated by the Securities and Futures Commission of Hong Kong. (54/F, One Island East 18 Westlands Road, Quarry Bay, Hong Kong).

Admaster ID: 3210636