

BlackRock Dynamic High Income Fund A2 USD

JULY 2023 FACTSHEET

Performance, Portfolio Breakdowns and Characteristics, and Net Assets as at 31-Jul-2023. All other data as at 07-Aug-2023.

IMPORTANT:

- The Fund follows a dynamic asset allocation strategy and may incur greater transaction costs when rebalanced periodically. The Fund may invest in debt securities that are subject to actual or perceived ratings downgrade. An increase in interest rates may adversely affect the value of the bonds held by the Fund. The Fund may invest in non-investment grade and unrated bonds that may be subject to higher default, volatility and liquidity risks. The Fund invests in bonds issued or guaranteed by governments or authorities, which may involve political, economic, default or other risks. The Fund's investments in equities could incur significant losses due to higher fluctuation of equity values. The Fund invests in asset/ mortgage backed securities that may be subject to greater credit, liquidity, and interest rate risks and are often exposed to extension and prepayment risks. The Fund's income-generating investment strategy may reduce the potential for capital growth and future income of the Fund.
- The Fund is subject to risks associated with preference shares, currency risk, emerging market risk, securities lending counterparty risk, currency conversion risk including Renminbi denominated Classes, foreign investments restrictions risk and contingent convertible bonds risk.
- Class 5(G) Shares** pay dividends gross of expenses. **Class 6 Shares** pay dividends gross of expenses and/or from capital at the Directors' discretion. **Class 8 Shares** pay dividends gross of expenses and/or from capital at the Directors' discretion and include interest rate differentials arising from share class currency hedging. Negative interest rate differentials may decrease the dividends paid. Paying dividends gross of expenses may result in more income being available for distribution; however these shares may effectively pay dividends from capital – may amount to a partial return or withdrawal of an investor's original investment or capital gains. All declared dividends result in an immediate reduction in the NAV price of the share class on the ex-dividend date.
- The Fund may use derivatives for hedging and for investment purposes. However, usage for investment purposes will not be extensive. The Fund may suffer losses from its derivatives usage.
- The value of the Fund can be volatile and can go down substantially within a short period of time. It is possible that a certain amount of your investment could be lost.
- Investors should not make investment decisions based on this document alone. Investors should refer to the Prospectus and Key Facts Statement for details including risk factors.

FUND OVERVIEW

The Dynamic High Income Fund follows a flexible asset allocation policy that seeks to provide a high level of income. In order to generate high levels of income the Fund will seek diversified income sources across a variety of asset classes, investing significantly in income producing assets such as fixed income transferable securities, including corporate and government issues which may be fixed and floating and may be investment grade, sub-investment grade or unrated, covered call options and preference shares. The Fund will use a variety of investment strategies and may invest globally in the full spectrum of permitted investments including equities, equity-related securities, fixed income transferable securities, units of undertakings for collective investment, cash, deposits and money market instruments. Currency exposure is flexibly managed.

GROWTH OF 10,000 SINCE LAUNCH



These figures show as a NAV change of the Fund based on a hypothetical 10,000 investment in the share class.

CUMULATIVE PERFORMANCE (%)

	3 mths	6 mths	YTD	1 Year	2 Years	3 Years	5 Years	Since Launch
Share Class	3.90	3.42	8.64	3.52	-9.90	6.47	10.68	11.90


The figures shown relate to past performance. Past performance is not a reliable indicator of current or future performance and should not be the sole factor of consideration when selecting a product or strategy. Share Class and Benchmark performance displayed in USD, hedged fund benchmark performance is displayed in USD. Performance is shown on a Net Asset Value (NAV) basis, with gross income reinvested where applicable. The return of your investment may increase or decrease as a result of currency fluctuations if your investment is made in a currency other than that used in the past performance calculation. Refer to the Key Facts section for share class & benchmark information. **Source:** BlackRock

CALENDAR YEAR PERFORMANCE (%)

	2022	2021	2020	2019	2018*
Share Class	-18.51	10.01	3.79	19.68	-7.50

*Performance shown from share class launch date to calendar year end.

RATINGS



Morningstar, Inc. All Rights Reserved.

KEY FACTS

Asset Class	MultiAsset
Morningstar Category	USD Flexible Allocation
Inception Date	06-Feb-2018
Share Class Launch Date	06-Feb-2018
Fund Base Currency	U.S. Dollar
Share Class Currency	U.S. Dollar
Fund Size (mil)	2,906.45 USD
Domicile	Luxembourg
Fund Type	UCITS
ISIN	LU1564329032
Bloomberg Index Ticker	BGDHA2U
Distribution Frequency	Non-Distributing

PORTFOLIO MANAGERS

Justin Christofel
Alex Shingler

TOP HOLDINGS (%)

ISH MSCI USA Qty Div ESG UCITS ETF	3.97
ISHARES \$ HIGH YIELD CRP BND ETF \$	2.69
ISH EUR HY CRP BND ETF EUR DIST	2.55
TAIWAN SEMICONDUCTOR	
MANUFACTURING	0.58
MICROSOFT CORP	0.51
UNH ROYAL BANK OF CANADA 7.318/29/2023	0.40
GOOGL ROYAL BANK OF CANADA 14.179/13/2023	0.35
CLARIOS GLOBAL LP 144A 8.5 05/15/2027	0.32
MEDTRONIC PLC	0.31
SHELL PLC	0.31
Total of Portfolio	11.99

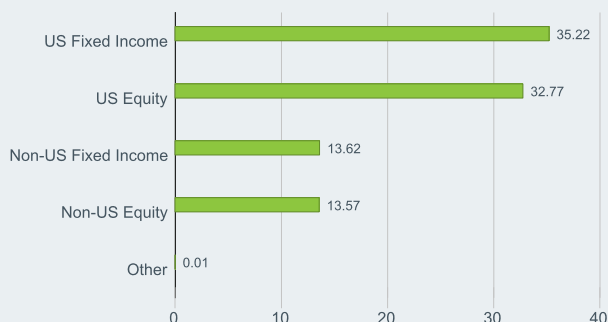
Holdings subject to change.

CALENDAR YEAR PERFORMANCE (%)

2022	2021	2020	2019	2018*
------	------	------	------	-------

Share class performance is calculated on a Net Asset Value (NAV) basis, with income reinvested, net of fees. Performance is calculated in the relevant share class currency, including ongoing charges and taxes and excluding subscription and redemption fees, if applicable. Benchmark performance displayed in denominated currency and for comparative purpose only. Source: BlackRock. **Past performance is not a guide to future performance and should not be the sole factor of consideration when selecting a product.** Investors may not get back the full amount invested.

ASSET TYPE BREAKDOWN (%)



²Allocations subject to change. Due to rounding, the total may not be equal to 100%.

FEES AND CHARGES*

Max Initial Charge	5.00%
Management Fee (incl. Distribution Fee, if any)	1.50%
Performance Fee	0.00%

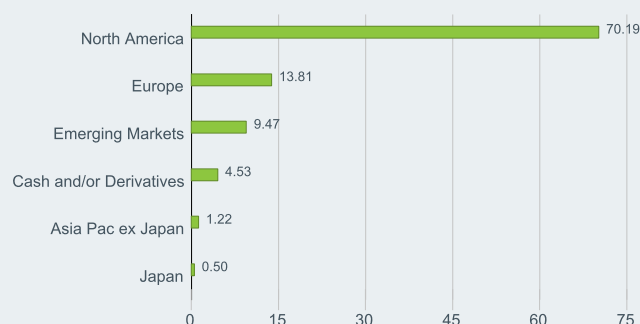
For Fee details, please refer to the Fund Prospectus.

CREDIT RATINGS (%)



The fund itself has not been rated by an independent rating agency. Credit quality ratings on underlying securities of the fund are received from S&P, Moody's and Fitch. This breakdown is provided by BlackRock and takes the middle rating of the agencies when all three agencies rate a security the lower of the two ratings if only two agencies rate a security and one rating if that is all that is provided. Unrated securities do not necessarily indicate low quality. Ratings and portfolio credit quality may change over time.

REGIONAL EXPOSURE (%)



Geographic exposure relates principally to the domicile of the issuers of the securities held in the product, added together and then expressed as a percentage of the product's total holdings. However, in some instances it can reflect the geography where the issuer of the securities carries out much of their business. "Others" excluded from the chart above.

+852 3903 2688

clientservice.asiapac@blackrock.com

www.blackrock.com/hk

Prior to 10 April 2023, the Fund was managed by Michael Fredericks, Justin Christofel and Alex Shingler.

Unless otherwise specified, all information as of the month end. Sources: BlackRock and Morningstar. Performance is shown as of the month end in share class currency on a NAV to NAV price basis with income reinvested, net of fees. The above Fund data is for information only and does not constitute an offer or invitation to anyone to invest in any BlackRock Global Funds (BGF) and has not been prepared in connection with any such offer. BGF is an open-ended investment company established in Luxembourg which is available for sale in certain jurisdictions only. BGF is not available for sale in the U.S. or to U.S. persons. Product information concerning BGF should not be published in the U.S. Investment involves risk. Past performance is not necessarily a guide to future performance or returns. The value of investments and the income from them can fluctuate and is not guaranteed. Rates of exchange may cause the value of investments to go up or down. Investors may not get back the amount they invest. Individual stock price/figure does not represent the return of the Fund. The investment returns are denominated in share class dealing currency, which may be a foreign currency. If so, US/HK dollar-based investors are therefore exposed to fluctuations in the US/HK dollar/foreign currency exchange rate. For Hong Kong investors, please refer to the BGF offering documents for details, including risk factors. Issued by BlackRock Asset Management North Asia Limited. This material and the BlackRock website (www.blackrock.com/hk) have not been reviewed by the Securities and Futures Commission of Hong Kong. BlackRock is a registered trademark of BlackRock, Inc. ©2023 BlackRock, Inc. All Rights Reserved. All other trademarks are those of their respective owners.

BLACKROCK®
貝萊德