

A Accumulation HKD | Data as at 30.06.2023

### Important Information

The fund invests primarily in equity and equity related securities of companies listed on the Hong Kong Stock Exchange.

- The fund invests in equity would subject to equity investment risk.
  - The fund invests in concentrated region and PRC and may be subject to political, social and economic risk, legal and regulatory risks, liquidity and volatility, etc. .
  - The fund invests in mainland China would subject to the risks related to investments via the Stock Connect. Stock Connect has quota limitations and its rules are subject to change with potential retrospective effect.
  - The fund may use China market access to gain exposure to China A-Share indirectly and involves additional risks including lack of a secondary market in such instruments, illiquidity of the underlying securities, difficulty in selling these instruments at times when the underlying markets are closed and counterparty default risk.
  - The fund may use derivatives to meet its investment objective. Derivatives exposure may involve higher counterparty, liquidity and valuation risks. In adverse situations, the fund may suffer significant losses from their derivative usage for hedging.
  - For share classes with a general dividend policy, expenses will be paid out of capital rather than out of gross income. The amount of distributable income therefore increases and the amount so increased may be considered to be dividend paid out of capital. Share classes with a fixed dividend policy may pay out both income and capital in distributions. Where distributions are paid out of capital, this amounts to a return or withdrawal of part of your original investment or capital gains attributable to that and may result in an immediate decrease in the net asset value of shares.
- You should not make any investment decision solely based on this document. Please read the relevant offering document carefully for further fund details including risk factors.

### Investment Objectives

The Fund aims to provide capital growth in excess of the FTSE Hong Kong (Net TR) index after fees have been deducted over a three to five year period by investing in equity and equity related securities of companies listed on the Hong Kong Stock Exchange.

# Schroders

## Schroder International Selection Fund Hong Kong Equity

CIES## Eligible

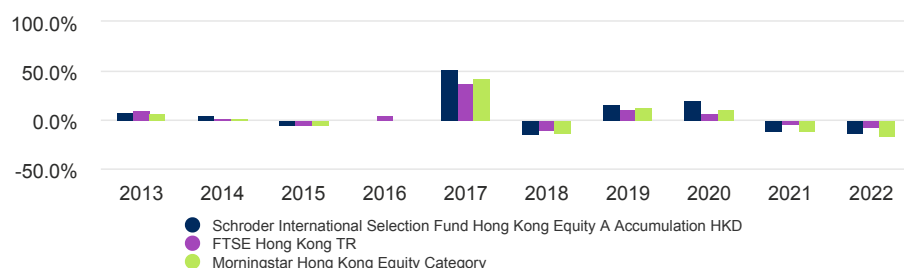
A Accumulation HKD | Data as at 30.06.2023

### Share class performance (Cumulative)

Performance (%)	1 month	3 months	6 months	YTD	1 year	3 years	5 years	10 years
<b>Fund</b>	4.1	-8.1	-5.9	-5.9	-9.9	-5.0	-13.5	46.4
<b>Target</b>	3.8	-5.1	-6.3	-6.3	-8.3	-0.1	-7.7	38.9
<b>Comparator</b>	3.8	-7.0	-5.1	-5.1	-13.2	-14.4	-20.7	20.6

Annual Performance (%)	2018	2019	2020	2021	2022
<b>Fund</b>	-14.1	15.4	20.7	-11.1	-12.5
<b>Target</b>	-10.0	11.2	7.0	-3.6	-6.9
<b>Comparator</b>	-12.7	12.4	10.9	-11.1	-15.1

### Performance over 10 years (%)



Source: Morningstar, NAV to NAV, net income reinvested, net of fees, based on Schroder International Selection Fund Hong Kong Equity A Accumulation HKD Units, HKD. Some performance differences between the fund and the benchmark may arise as the benchmark returns are not adjusted for non-dealing days of the fund. Schroder International Selection Fund is referred to as Schroder ISF. Benchmark changed from 90% FTSE AWHK – Hong Kong, 10% HSBC to 90% FTSE AW HK – Hong Kong Net, 10% HSBC effective from 02.04.2013, and to FTSE Hong Kong (Net TR) index effective from 03.07.17. The full track record of the previous benchmark has been kept and chain linked to the new one. ##Capital Investment Entrant Scheme is referred to as CIES. The CIES has been suspended with effect from 15.01.2015 until further notice. Please visit the HKSAR Immigration Department website and/or check with your Financial Intermediary for details. The Fund size quoted includes all classes of the Fund. Investment involves risks. Price of units may go down as well as up. Past performance is not indicative of future performance. Please refer to the relevant offering documents for fund details including risk factors. This material is issued by Schroder Investment Management (Hong Kong) Limited and has not been reviewed by the SFC. Performance is calculated from the share class's since launch date (09.08.2002). The names of the target and comparator(s) benchmarks may be displayed in abbreviation format, please refer to the Benchmark and corporate action information section for the full benchmark names.

### Fund literature



Download the offering documents and investor notice here

### Ratings and accreditation



Please refer to the Source and ratings information section for details on the icons shown above.

### Fund facts

<b>Fund manager</b>	Toby Hudson
<b>Fund launch date</b>	09.08.2002
<b>Fund base currency</b>	HKD
<b>Fund size (Million)</b>	HKD 12,175.21
<b>Number of holdings</b>	40
<b>Target</b>	FTSE Hong Kong TR
<b>Comparator</b>	Morningstar Hong Kong Equity Category
<b>Unit NAV</b>	HKD 405.6716
<b>Hi/Lo (past 12 mths)</b>	HKD 492.8590 / HKD 320.8930
<b>Annualized Return (3Y)</b>	-1.69%

### Fees & expenses

<b>Initial charge up to</b>	5.00%
<b>Annual management fee</b>	1.500%
<b>Redemption fee</b>	0.00%

### Codes

<b>ISIN</b>	LU0149534421
<b>Bloomberg</b>	SCHHEAA LX
<b>Reuters code</b>	LU0149534421.LUF

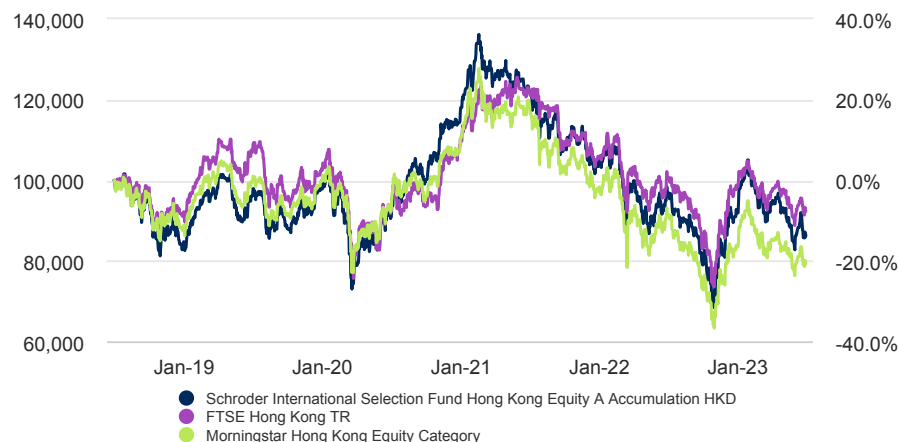
# Schroders

## Schroder International Selection Fund Hong Kong Equity

CIES## Eligible

A Accumulation HKD | Data as at 30.06.2023

### Return of HKD 100,000



**Past Performance is not a guide to future performance and may not be repeated. The value of investments and the income from them may go down as well as up and investors may not get back the amounts originally invested. Exchange rate changes may cause the value of any overseas investments to rise or fall. Performance data does not take into account any commissions and costs, if any, charged when units or shares of any fund, as applicable, are issued and redeemed.**

The chart is for illustrative purposes only and does not reflect an actual return on any investment.

Returns are calculated NAV to NAV (which means performance does not include the effect of any initial charges), net income reinvested, net of fees.

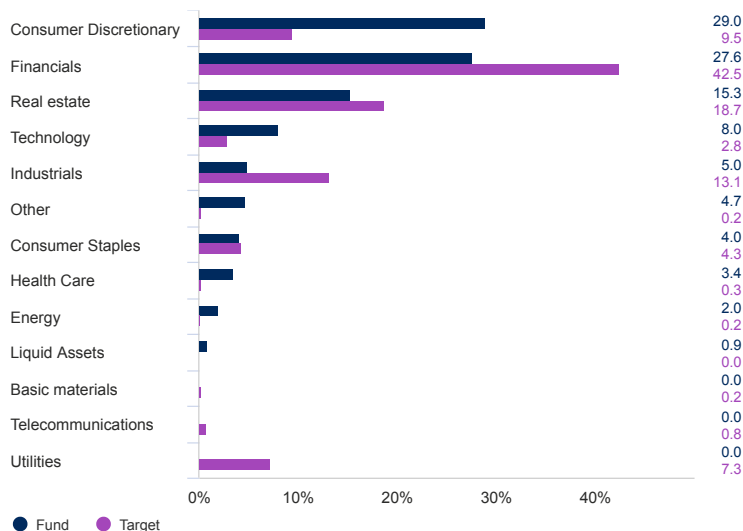
### Risk statistics & financial ratios

	Fund	Target
Annual volatility (%) (3y)	24.8	22.5
Alpha (%) (3y)	-1.2	-
Beta (3y)	1.0	-
Sharpe ratio (3y)	0.0	0.1
Information ratio (3y)	-0.2	-
Price to book	1.1	-
Price to earnings	14.5	-
Predicted Tracking error (%)	6.5	-

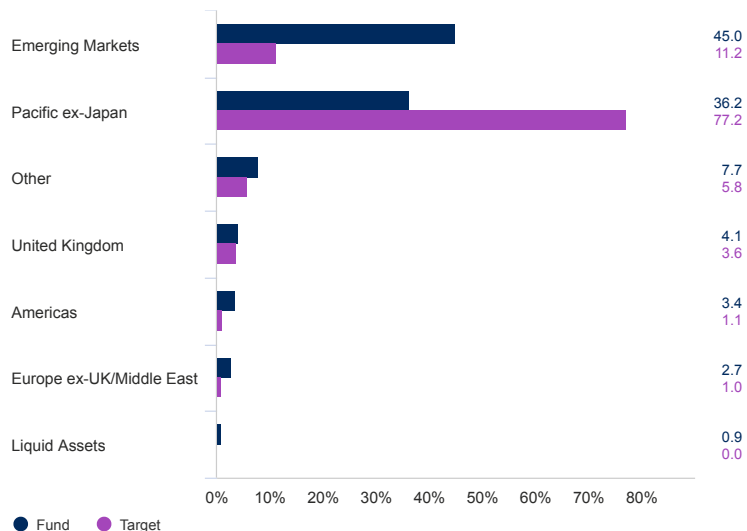
Source: Morningstar, and Schroders for the Predicted tracking error. The above ratios are based on NAV to NAV price based performance data. These financial ratios refer to the average of the equity holdings contained in the fund's portfolio and in the benchmark (if mentioned) respectively.

### Asset allocation

#### Sector (%)



#### Region (%)



# Schroders

## Schroder International Selection Fund Hong Kong Equity

CIES## Eligible

A Accumulation HKD | Data as at 30.06.2023

### Top 10 holdings (%)

Holding name	%
AIA Group Ltd	9.2
Tencent Holdings Ltd	4.6
Standard Chartered PLC	4.1
Galaxy Entertainment Group Ltd	4.1
Sands China Ltd	3.6
Hong Kong Exchanges & Clearing Ltd	3.5
Samsonite International SA	3.4
Techtronic Industries Co Ltd	3.4
China Pacific Insurance Group Co Ltd	3.3
Alibaba Group Holding Ltd	3.2

Source: Schroders.

Percentages of allocation may not sum up to 100% due to rounding issue. Derivatives are displayed on the notional basis of the underlying exposure where possible. Due to the different treatment of derivative types, the allocation to Liquid Assets may vary between each chart.

### Share class available

	A Accumulation HKD	A Accumulation USD
<b>Distribution Policy</b>	No Distribution	No Distribution
<b>ISIN</b>	LU0149534421	LU0607220059
<b>Bloomberg</b>	SCHHEA LX	SCKUAAU LX

### Benchmark and corporate action information

The fund's performance should be assessed against its target benchmark being to exceed the FTSE Hong Kong (Net TR) index and compared against the Morningstar Hong Kong Equity Category. The fund's investment universe is expected to overlap to a limited extent with the components of the target benchmark. The comparator benchmark is only included for performance comparison purposes and does not have any bearing on how the investment manager invests the fund's assets. The investment manager invests on a discretionary basis and is not limited to investing in accordance with the composition of the target benchmark. The investment manager will invest in companies or sectors not included in the target benchmark in order to take advantage of specific investment opportunities. The target benchmark has been selected because it is representative of the type of investments in which the fund is likely to invest and it is, therefore, an appropriate target in relation to the return that the fund aims to provide. The comparator benchmark has been selected because the investment manager believes that the benchmark is a suitable comparison for performance purposes given the fund's investment objective and policy. Effective on 01.05.2021, the investment objective has been changed from "investing in equity and equity related securities of Hong Kong SAR companies" to "investing in equity and equity related securities of companies listed on the Hong Kong Stock Exchange". On 03.07.2017 the FTSE Hong Kong Net replaced the 90% FTSE AW HK - Hong Kong Net, 10% HSBC. The full track record of the previous index has been kept and chainlinked to the new one.

This fund does not have the objective of sustainable investment or binding environmental or social characteristics as defined by Regulation (EU) 2019/2088 on Sustainability-related Disclosures in the Financial Services Sector (the "SFDR"). Any references to the integration of sustainability considerations are made in relation to the processes of the investment manager or the Schroders Group and are not specific to the fund.

### Important information

FTSE International Limited ("FTSE") © FTSE (2023). "FTSE®" is a trade mark of London Stock Exchange Plc and The Financial Times Limited and is used by FTSE International Limited under licence. All rights in the FTSE indices and / or FTSE ratings vest in FTSE and/or its licensors. Neither FTSE nor its licensors accept any liability for any errors or omissions in the FTSE indices and / or FTSE ratings or underlying data. No further distribution of FTSE Data is permitted without FTSE's express written consent.

Morningstar Rating as at 30.06.2023: © Morningstar 2023. All Rights Reserved. The information contained herein: (1) is proprietary to Morningstar and/or its content providers; (2) may not be copied or distributed; and (3) is not warranted to be accurate, complete or timely. Neither Morningstar nor its content providers are responsible for any damages or losses arising from any use of this information. Past performance is no guarantee of future results.